

GLOBAL OVERVIEW | SELECTED INDICES

SOUTH AFRICAN INDICES	CLOSE	PREVIOUS	1D%	5D%	1M%	YTD%
All Share	67295,7	66971,6	0,48	-2,04	3,03	13,28
Top 40	61478,8	61182,9	0,48	-2,26	2,82	13,05
Financial 15	12120,2	12096,1	0,20	-2,61	1,68	0,50
Industrial 25	86986,4	86813,6	0,20	-2,66	-0,32	11,66
Resource 10	69230,6	68622,1	0,89	-1,59	7,56	20,24
Mid Cap	71184,7	70982,2	0,29	-1,66	4,57	10,79
Small Cap	55665,5	55132,6	0,97	0,46	6,13	25,22
Gold	3702,6	3702,6	---	---	---	-3,51
Platinum	116,2	116,2	---	---	---	25,61
Banks	6875,1	6859,7	0,22	-2,73	2,24	0,38
General Retailers	6180,6	6159,2	0,35	1,52	11,34	32,90
Property (J253) - Total Ret	1400,5	1400,5	0,00	1,09	10,14	13,90

AMERICAN INDICES	CLOSE	PREVIOUS	1D%	5D%	1M%	YTD%
Dow Jones	34043,5	33815,9	0,67	-0,46	5,00	11,23
Nasdaq	14016,8	13818,4	1,44	-0,25	5,97	8,76
S&P 500	4180,2	4135,0	1,09	-0,13	6,90	11,29
Dollar Index	90,8	91,3	-0,52	-0,80	-1,68	0,98
US VIX	17,3	18,7	-7,38	6,65	-14,63	-23,82

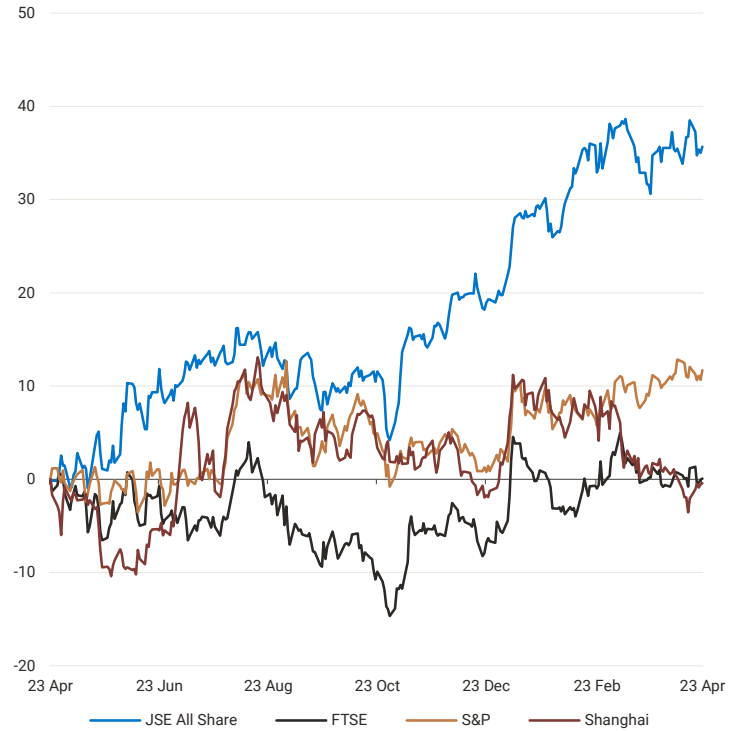
EUROPEAN INDICES	CLOSE	PREVIOUS	1D%	5D%	1M%	YTD%
CAC 40	6257,9	6267,3	-0,15	-0,46	5,26	12,73
DAX 30	15279,6	15320,5	-0,27	-1,17	4,21	11,38
Eurostoxx 50	4009,2	4014,8	-0,14	-1,00	4,76	12,85
FTSE	6938,6	6938,2	0,00	-1,15	3,57	7,40

ASIAN INDICES	CLOSE	PREVIOUS	1D%	5D%	1M%	YTD%
Hang Seng	29078,8	28755,3	1,12	0,38	2,04	6,78
Nikkei 225	29020,6	29188,2	-0,57	-2,23	0,09	5,74
Shanghai	3474,2	3465,1	0,26	1,39	1,84	0,03

EARLY MORNING INDICATORS	LAST	CLOSE	% CHG	1D%	5D%	YTD%
Tencent (China)	635,5	632,0	0,55	1,77	0,00	11,66
BHP Billiton (Australia)	4787,0	4756,0	0,65	-0,19	-0,02	15,02

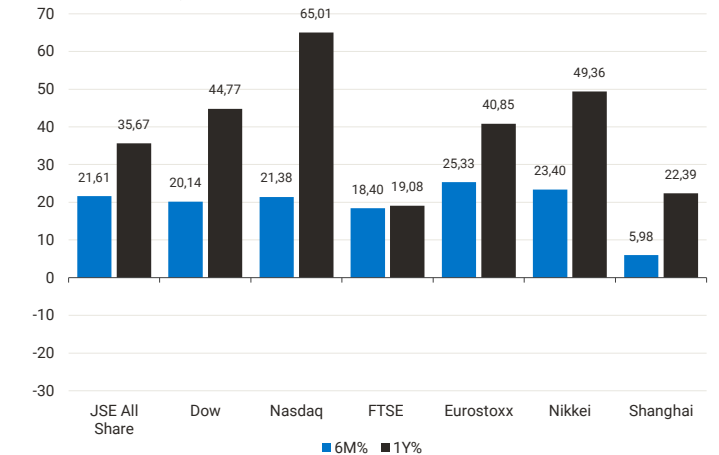
INTERNATIONAL INDICES

normalised percentage performances (in rand terms)



INTERNATIONAL INDICES

6-month & 1-year percentage performances



INTERNATIONAL ECONOMIC CALENDAR | SELECTED EVENTS

TIME	AREA	TODAY'S EVENTS & RELEASES	PERIOD	EXP.	PREV.
10:00	EUR	German ifo Business Climate	Apr	97.8	96.6
14:30	USD	Core Durable Goods Orders m/m	Mar	1.6%	-0.9%
14:30	USD	Durable Goods Orders m/m	Mar	2.5%	-1.2%
---	---	---	---	---	---
---	---	---	---	---	---

TIME	AREA	PREVIOUS SESSION'S RELEASES	PERIOD	ACTL.	EXP.
9:30	EUR	German Flash Manufacturing PMI	Apr	66.4	65.8
9:30	EUR	German Flash Services PMI	Apr	50.1	51.1
10:00	EUR	Flash Manufacturing PMI	Apr	63.3	62.0
15:45	USD	Flash Manufacturing PMI	Apr	60.6	60.9
15:45	USD	Flash Services PMI	Apr	63.1	61.6

LOCAL EQUITIES | JSE ALL SHARE COMPANIES

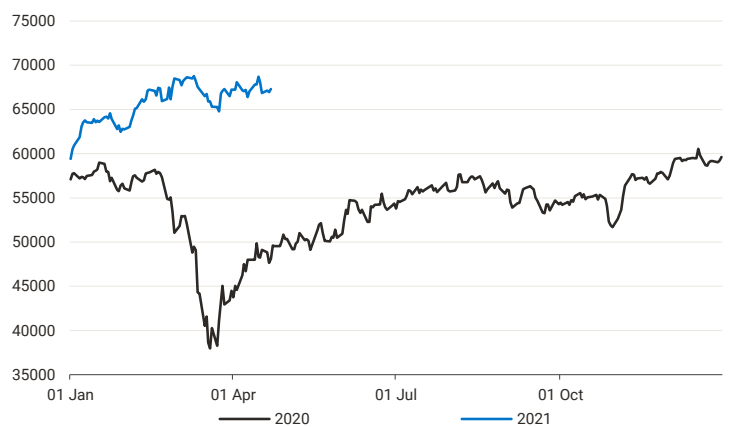
cents per share

BEST ONE-DAY % PERFORMERS	CODE	CLOSE	1D%	5D%	YTD%
Wilson Bayly Hlm-Ovc	WBO	11890	6,16	8,45	30,46
MAS Real Estate Inc.	MSP	1730	4,85	6,53	35,69
City Lodge Hotels	CLH	423	4,44	-1,63	69,20
Vukile Property Fund	VKE	1050	4,37	6,71	31,25
EPP N.V.	EPP	1140	3,92	5,26	10,14
PPC	PPC	330	3,77	2,48	139,13
Attacq	ATT	705	3,68	7,63	41,85
NEPI Rockcastle Plc	NRP	9834	3,40	2,87	5,18

WORST ONE-DAY % PERFORMERS	CODE	CLOSE	1D%	5D%	YTD%
Brimstone Inv Corp -N	BRN	645	-7,73	0,00	-0,77
Spur Corporation	SUR	2002	-4,71	-4,67	21,92
Astral Foods	ARL	14080	-3,75	-8,87	0,93
Alexander Forbes Grp	AFH	390	-2,99	-4,88	-1,52
Anglogold Ashanti	ANG	30886	-2,51	-3,55	-9,83
DRD Gold	DRD	1512	-2,45	2,86	-15,86
Discovery	DSY	13075	-2,18	-7,02	-14,84
AVI	AVI	7207	-1,96	-3,17	-1,57

JSE ALL SHARE INDEX

2021 vs 2020



DIVIDEND DATA | SELECTED JSE ALL SHARE COMPANIES

Last date to trade 26 Apr

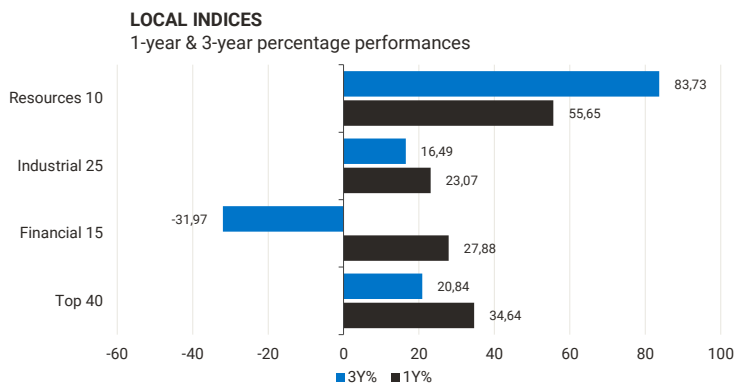
COMPANY	CODE	DIVIDEND
Exxaro	EXX	543 ZARc

COMPANY	CODE	DIVIDEND
---------	------	----------

COMPANY	CLOSE	PREVIOUS	1D%	5D%	1M%	YTD%
Absa Group	12350	12350	0,00	-3,39	2,07	3,04
Anglo American plc	61854	60814	1,71	-2,25	11,46	27,53
Anglo American Plat	207274	205124	1,05	-0,62	-0,17	43,63
Anglogold Ashanti	30886	31680	-2,51	-3,55	0,03	-9,83
Anheuser-Busch InBev SA N	100415	100500	-0,08	2,97	7,49	-3,35
BHP Group Plc	43689	43103	1,36	-1,12	5,10	12,29
BID Corporation	29366	29568	-0,68	-0,97	3,66	11,65
British American Tob plc	53885	54270	-0,71	-5,67	-8,18	-1,21
Bidvest	16844	17083	-1,40	-4,89	3,44	7,27
Compagnie Fin Richemont	14781	14800	-0,13	-1,51	1,66	12,75
Capitec Bank	139906	137551	1,71	-0,15	3,89	-2,34
Discovery	13075	13367	-2,18	-7,02	-3,58	-14,84
Firstrand	5050	5050	0,00	-3,74	0,24	-1,06
Gold Fields	14187	14459	-1,88	-0,82	2,25	3,13
Glencore plc	5884	5792	1,59	-1,41	5,83	25,65
Impala Platinum	28556	28500	0,20	-0,14	11,71	41,44
Investec	4920	4823	2,01	3,60	19,65	34,28
Investec plc	5181	5052	2,55	4,43	20,52	37,61
Kumba Iron Ore	66544	65879	1,01	3,30	19,33	6,84
Mondi plc	39384	38977	1,04	0,64	5,04	14,78
MTN Group	9179	9122	0,62	-1,07	7,36	52,50
Ninety One Plc	4946	4827	2,47	-0,48	5,71	8,44
Nedbank Group	14554	14600	-0,32	-1,86	15,99	12,40
Naspers -N-	342217	339774	0,72	-3,60	-2,16	13,34
NEPI Rockcastle Plc	9834	9511	3,40	2,87	8,44	5,18
Ninety One	4861	4833	0,58	-1,30	3,87	10,48
Old Mutual	1294	1295	-0,08	-3,72	8,47	8,83
Prosus N.V.	159726	159152	0,36	-3,02	-4,09	-0,55
Remgro	10988	11002	-0,13	-1,38	6,82	14,22
RMB	189	192	-1,56	-2,58	14,55	35,00
Reinet Investments S.C.A	27576	27723	-0,53	-4,73	-5,29	0,05
Standard Bank Group	11687	11801	-0,97	-5,05	-4,28	-8,03
Shoprite	14592	14752	-1,08	-1,64	-6,61	4,23
Sanlam	5496	5500	-0,07	-3,56	-6,63	-6,45
Sasol	23930	23434	2,12	2,48	14,71	78,68
Sibanye Stillwater	6928	6976	-0,69	-4,99	7,00	15,47
Vodacom Group	12497	12575	-0,62	-1,84	-2,72	0,47

SELECTED HEADLINES

Local stocks rose on Friday, led by property firms with the index up 2.47% as investors placed hopes on the progress of COVID-19 vaccinations at home and abroad, as it means people may start to frequent malls and offices more often. Among the gainers were MAS Real Estate up 4.85%, Vukile Property Fund up 4.37%, EPP N.V. up 3.92%, Attacq up 3.68%, Investec Property Fund up 3.31% and Arrowhead Properties up 3.30%. The Johannesburg All-Share index and the Top-40 index both closed 0.48% firmer.



EXPECTED COMPANY REPORTING SCHEDULE

COMPANY	CODE	RELEASE	DATE
British American Tob.	BTI	AGM	28 Apr
Anheuser-Busch InBev	ANH	AGM	28 Apr
Glencore	GLN	AGM	29 Apr
Steinhoff	SNH	AGM	30 Apr
Oasis	OAS	Final	30 Apr

SENS ANNOUNCEMENTS

SELECTED RELEASES

Coronation Fund Managers Limited – Trading Statement And Assets Under Management
 The board of directors of Coronation are satisfied that a reasonable degree of certainty exists that earnings per share (“EPS”), headline earnings per share (“HEPS”) and diluted headline earnings per share (“DHEPS”) for the six months ended 31 March 2021 are expected to increase by between 35% to 45% (by 62.4 to 80.2 cents per share) when compared to the EPS, HEPS and DHEPS of 178.3 cents per share reported for the prior corresponding period ended 31 March 2020 (“prior period”). Fund management earnings are used by management to measure operating financial performance, which excludes the net impact of fair value gains and losses, and related foreign exchange, on investment securities held. Fund management earnings per share are expected to increase by between 30% to 40% (by 53.5 to 71.3 cents per share) when compared to the 178.3 cents per share in the prior period. Shareholders are advised that Coronation’s total assets under management as at 31 March 2021 was R629 billion.

Move | 1.31% Open | 5252c Close | 5427c High | 5431c Low | 5252c

Ahead of expected IPO, Pepco takes PEPCO brand to Spain

Discount retailer Pepco Group said on Friday it would open its first PEPCO branded store in Spain this month and 10 more by September, stepping up its expansion ahead of an expected initial public offering (IPO) this year. The group, which also trades as Poundland in the United Kingdom and Dealz in Europe, is part of South African conglomerate Steinhoff, which is still battling the fallout of a 2017 accounting scandal. Steinhoff said on Monday it had decided to seek necessary consent from its financial creditors for a listing of Pepco Group. That decision came in the wake of reports last week that Pepco would list its shares in Warsaw rather than London, in what could become Poland’s biggest IPO this year. PEPCO’s first Spanish store will be located within the Grand Via Shopping Centre in Alicante and will open on April 29. Its entry into Spain follows a successful opening in Italy where it has traded five stores since September 2020. PEPCO has also started preparations to open stores in Austria.

Move | 0.98% Open | 204c Close | 206c High | 211c Low | 203c

BANK AND OTHER SELECTED PREFERENCE SHARES

ISSUER	CODE	CLOSE	CLEAN YIELD	APPROX. NEXT LDT
Nedbank	NBKP	800	7,63	31 Mar '21
Investec Bank	INLP	7300	8,24	02 Jun '21
Investec Limited	INPR	6617	8,49	02 Jun '21
Standard Bank	SBPP	7300	7,83	14 Apr '21
Firstrand Bank	FSRP	7000	7,67	25 Aug '21
Absa	ABSP	63000	8,17	14 Apr '21
Imperial Holdings	IPLP	---	---	---
PSG	PGFP	7950	7,68	17 Mar '21
Capitec	CPIP	10350	5,84	17 Mar '21
Sasfin	SFNP	6940	9,09	24 Mar '21
Grindrod	GNDP	6820	9,65	24 Mar '21
Netcare	NTCP	7550	8,02	05 May '21
Discovery	DSBP	7820	9,45	10 Mar '21
Invicta	IVTP	6950	11,19	30 Jun '21

LOCAL EQUITIES | JSE MID CAP COMPANIES

cents per share

COMPANY	CODE	CLOSE	PREVIOUS	1D%	1M%	YTD%
AECI	AFE	10233	10189	0,43	1,82	17,62
Aspen Pharmacare	APN	14771	14753	0,12	4,65	17,82
African Rainbow Min	ARI	28042	28451	-1,44	6,20	7,07
Assore	ASR	0,3195	0,31	—	—	4,58
AVI	AVI	7207	7351	-1,96	-0,63	-1,57
Brait SE	BAT	274	270	1,48	6,20	-26,54
Barloworld	BAW	9481	9430	0,54	8,98	4,07
Capital&Counties plc	CCO	3556	3549	0,20	1,72	24,51
Clicks Group	CLS	23977	23790	0,79	-0,03	-5,11
Coronation Fund Mngrs	CML	5427	5357	1,31	7,49	25,71
Dis-Chem Pharmacies	DCP	2322	2275	2,07	4,36	10,52
Distell Group	DGH	12492	12485	0,06	8,58	31,44
EPP N.V.	EPP	1140	1097	3,92	13,43	10,14
Exxaro Resources	EXX	17404	17537	-0,76	2,81	25,30
Fortress REIT A	FFA	1451	1428	1,61	7,01	6,30
Fortress REIT B	FFB	333	331	0,60	16,84	10,63
Growthpoint Prop	GRT	1418	1385	2,38	9,50	12,81
Harmony GM Co	HAR	6873	6833	0,59	9,20	-4,01
Hammerson plc	HMN	755	744	1,48	17,05	45,19
Hyprop Inv	HYP	3000	2950	1,69	11,32	1,63
Imperial Logistics	IPL	4625	4710	-1,80	0,76	23,83
Italtile	ITE	1757	1755	0,11	6,81	18,72
JSE	JSE	11680	11640	0,34	-0,60	3,82
KAP Industrial	KAP	416	404	2,97	7,22	31,65
PSG Konsult	KST	1024	1015	0,89	10,94	13,78
Liberty Holdings	LBH	5762	5745	0,30	2,27	-7,03
Life Healthc Grp	LHC	1872	1890	-0,95	2,58	11,30
MultiChoice Group	MCG	12385	12400	-0,12	-3,43	-7,57
Mediclinic Int plc	MEI	6027	6064	-0,61	-1,62	5,85
Mr Price Group	MRP	18633	18819	-0,99	2,35	9,19
Massmart Holdings	MSM	5356	5365	-0,17	-2,07	27,46
MAS Real Estate Inc.	MSP	1730	1650	4,85	10,26	35,69
Motus Holdings	MTH	9227	9225	0,02	7,77	64,77
Momentum Met	MTM	1899	1889	0,53	7,71	20,49
Northam Platinum	NHM	26902	26650	0,95	13,87	28,39
Netcare	NTC	1463	1461	0,14	-0,27	17,04
Pick n Pay Stores	PIK	5543	5466	1,41	3,88	10,29
Pepkor Holdings	PPH	1545	1563	-1,15	-3,44	13,35
PSG Group	PSG	7058	7010	0,68	4,56	17,87
Quilter Plc	QLT	3239	3237	0,06	-2,73	5,37
RCL Foods	RCL	881	887	-0,68	-0,79	4,26
Redefine Properties	RDF	420	413	1,69	21,04	26,13
Resilient REIT	RES	4903	4820	1,72	14,08	15,91
Reunert	RLO	4745	4760	-0,32	-2,79	31,08
Rand Merchant Inv	RMI	2930	2952	-0,75	-1,74	-8,58
Sappi	SAP	4953	4879	1,52	8,57	50,91
Santam	SNT	25547	25477	0,27	6,18	0,27
The Spar Group	SPP	18746	18841	-0,50	-3,24	-1,10
Sirius Real Estate	SRE	1950	1889	3,23	5,18	1,04
Tiger Brands	TBS	19990	20038	-0,24	-2,52	-3,98
The Foschini Group	TFG	11600	11800	-1,69	-2,49	13,38
Telkom SA SOC	TKG	3970	3970	0,00	-2,41	29,27
Truworths Int	TRU	4845	4901	-1,14	5,33	31,48
Tsogo Sun Gaming	TSG	619	622	-0,48	-4,48	21,37
Vukile Property Fund	VKE	1050	1006	4,37	26,35	31,25
Woolworths	WHL	5125	5126	-0,02	6,66	29,62

LOCAL EQUITIES | JSE SMALL CAP COMPANIES

cents per share

COMPANY	CODE	CLOSE	PREVIOUS	1D%	1M%	YTD%
ADvTECH	ADH	1375	1375	0,00	11,70	44,74
Allied Electronics Corp A	AEL	1150	1154	-0,35	7,28	5,41
Alexander Forbes Grp	AFH	390	402	-2,99	-6,02	-1,52
Afrimat	AFT	4826	4805	0,44	4,21	12,18
African Oxygen	AFX	2498	2498	—	—	0,73
Arrowhead Prop B	AHB	313	303	3,30	12,19	34,91
African Rainbow Cap Inv	AIL	418	410	1,95	3,47	-6,28
Adcock Ingram	AIP	4280	4332	-1,20	-2,55	-6,96
Astral Foods	ARL	14080	14628	-3,75	7,48	0,93
Attacq	ATT	705	680	3,68	16,34	41,85
Blue Label Telecoms	BLU	434	440	-1,36	5,08	12,44
Brimstone Inv Corp -N	BRN	645	699	-7,73	-7,73	-0,77
City Lodge Hotels	CLH	423	405	4,44	3,93	69,20
Curro Holdings	COH	1179	1165	1,20	10,50	24,37
Cashbuild	CSB	30778	30712	0,21	-3,82	29,86
Cartrack Holdings	CTK	4850	4850	—	-32,64	-1,02
DRD Gold	DRD	1512	1550	-2,45	8,00	-15,86
Datatec	DTC	2810	2830	-0,71	0,00	14,46
Emira Property Fund	EMI	957	935	2,35	12,99	43,69
Equites Prop Fund	EQU	2000	1983	0,86	7,35	15,14
Famous Brands	FBR	5714	5650	1,13	15,81	16,73
Grindrod	GND	472	470	0,43	-2,88	-6,53
Hosken Cons Inv	HCI	6113	6156	-0,70	-2,66	11,15
Hudaco Industries	HDC	10995	10715	2,61	14,07	35,74
Hospitality Prop Fund B	HPB	275	275	—	—	-0,72
Investec Aus. Prop	IAP	1510	1490	1,34	5,74	9,82
Investec Property Fund	IPF	1062	1028	3,31	18,00	16,58
Intu Properties plc	ITU	342,75	341,25	0,44	5,66	10,73
Liberty Two Degrees	L2D	431	428	0,70	-2,05	1,41
Long 4 Life	L4L	420	422	-0,47	18,31	27,66
Libstar Holdings	LBR	700	702	-0,28	0,72	10,58
Lewis Group	LEW	3035	2985	1,68	0,36	35,79
Lighthouse Capital	LTE	820	815	0,61	6,77	20,06
Montauk Holdings	MNK	15503	15503	—	—	52,86
Mpact	MPT	2090	2060	1,46	4,50	50,90
Metair Investments	MTA	2382	2350	1,36	23,55	27,04
Murray & Roberts	MUR	1070	1058	1,13	3,18	34,25
Nampak	NPK	319	310	2,90	8,14	59,50
Oceana Group	OCE	6934	6851	1,21	4,54	7,92
OCTODEC INVEST	OCT	820	820	0,00	5,94	9,04
Omnia Holdings	OMN	4993	4880	2,32	4,89	8,33
Pan African Resource plc	PAN	351	358	-1,96	5,72	-26,88
Peregrine Holdings	PGR	2105	2105	—	—	—
PPC	PPC	330	318	3,77	95,27	139,13
Royal Bafokeng Plat.	RBP	11250	10998	2,29	-0,14	72,07
Raubex Group	RBX	2760	2739	0,77	0,00	28,37
RFG Holdings	RFG	1217	1200	1,42	5,46	0,75
RDI REIT P.L.C	RPL	2390	2390	0,00	-3,71	32,78
SA Corp Real Estate	SAC	205	200	2,50	8,47	18,50
Steinhoff Int N.V.	SNH	206	204	0,98	-8,85	98,08
Super Group	SPG	2981	2935	1,57	1,36	27,34
Stor-Age Prop REIT	SSS	1422	1385	2,67	7,56	4,94
Stenprop	STP	3000	2943	1,94	-1,02	9,21
Sun International	SUI	1390	1380	0,72	-4,34	12,28
Spur Corporation	SUR	2002	2101	-4,71	-0,69	21,92
Transaction Capital	TCP	3237	3255	-0,55	10,29	30,05
Tsogo Sun Hotels	TGO	220	220	0,00	1,38	50,68
Textainer Group	TXT	36924	36274	1,79	-6,09	29,56
Wilson Bayly Hlm-Ovc	WBO	11890	11200	6,16	20,41	30,46
Zeder Inv	ZED	327	321	1,87	29,76	25,29

10-YEAR BOND YIELDS | SELECTED ITEMS

basis point change

REGION	YIELD	1D	1M	1Y
United States	1,56	2	-8	96
United Kingdom	0,74	—	1	45
Germany	-0,26	-1	13	22
Japan	0,06	—	-2	9
South African 10-Year	9,16	4	-28	-180

GLOBAL INTEREST RATES | SELECTED ITEMS

REGION	CURRENT RATE
United States	0,00%-0,25%
United Kingdom	0,10%
European	0,00%
SA Repo Rate	3,50%
SA Prime Rate	7,00%

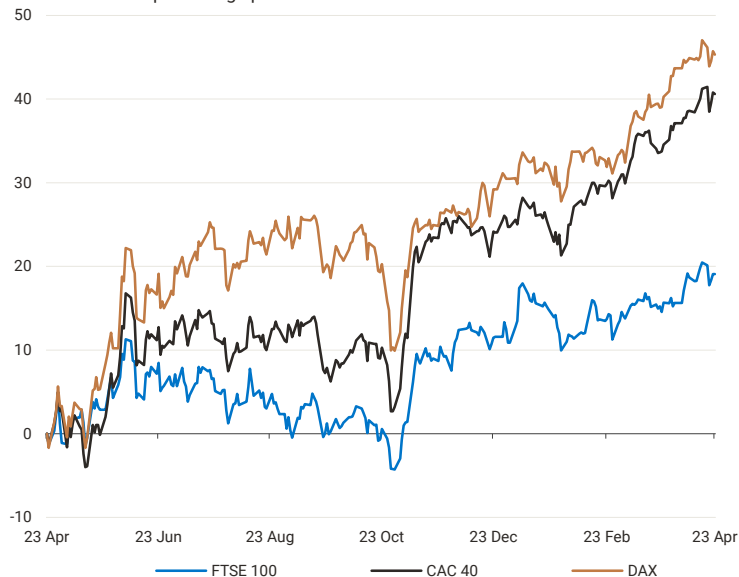
SOUTH AFRICAN 10-YEAR BOND YIELD 2021 v 2020



GLOBAL MARKETS

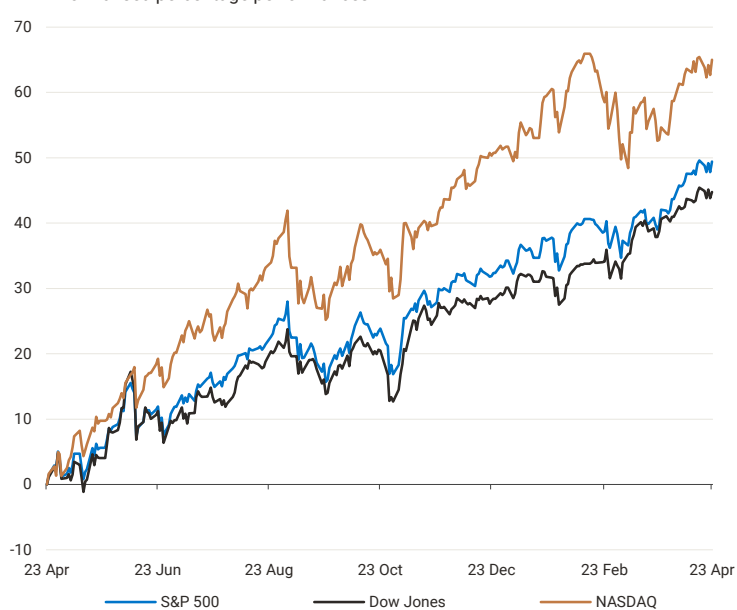
EUROPEAN INDICES

normalised percentage performances



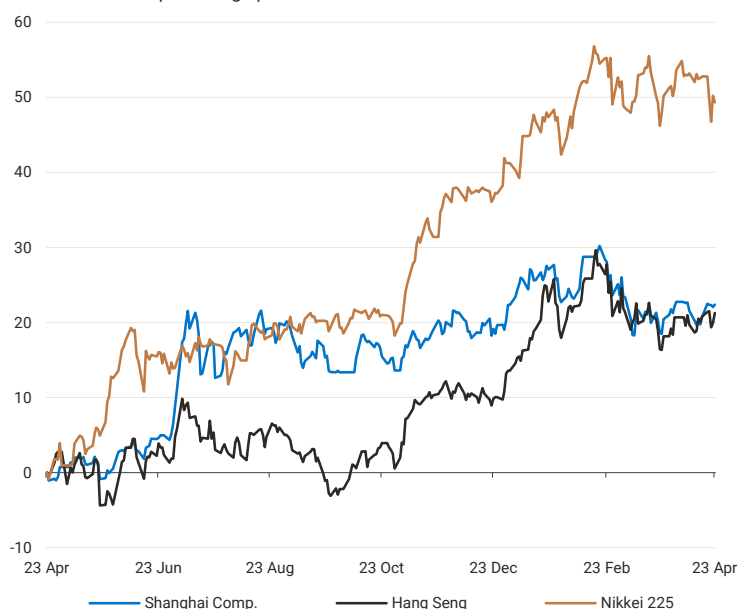
AMERICAN INDICES

normalised percentage performances



ASIAN INDICES

normalised percentage performances



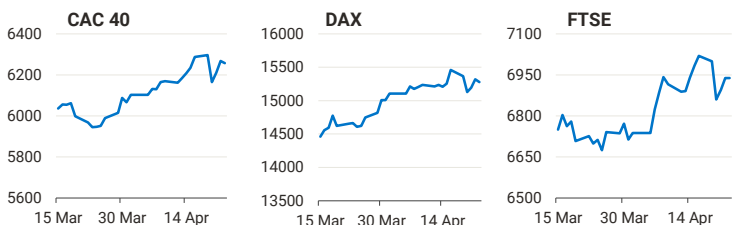
EUROPEAN MARKET COMMENTARY

SELECTED HEADLINES

European markets closed slightly lower on Friday as global stocks searched for direction to end the week, with investors monitoring a slew of economic data and corporate earnings. The Stoxx 600 index provisionally ended the session down by 0.2%, with the health care sector falling 1.1% while most major bourses entered negative territory. The pan-European benchmark was down 0.8% on the week. On the data front, IHS Markit's euro zone flash PMI (purchasing managers' index) readings for April showed the economic recovery gathering pace across the bloc. The preliminary composite reading, which combines services and manufacturing, came in at 53.7 in April versus 53.2 in March, with anything above 50 representing expansion.

EUROPEAN INDICES

	CLOSE	PREVIOUS	1D%	6M%	1Y%	YTD%
CAC 40	6257,9	6267,3	-0,15	27,46	40,60	12,73
DAX 30	15279,6	15320,5	-0,27	20,83	45,33	11,38
FTSE	6938,6	6938,2	0,00	18,40	19,08	7,40



AMERICAN MARKET COMMENTARY

SELECTED HEADLINES

US stocks rebounded on Friday as Wall Street reassessed concerns arising from news that the White House could seek a hike to the capital gains tax. Wall Street came off a turbulent session for equities after multiple news outlets reported Thursday afternoon that President Joe Biden is slated to propose much higher capital gains taxes for the rich. Bloomberg News reported that Biden is planning a capital gains tax hike to as high as 43.4% for wealthy Americans. The proposal would hike the capital gains rate to 39.6% for those earning \$1 million or more, up from 20% currently, according to Bloomberg News

AMERICAN INDICES

	CLOSE	PREVIOUS	1D%	6M%	1Y%	YTD%
Dow Jones	34043,5	33815,9	0,67	20,14	44,77	11,23
Nasdaq	14016,8	13818,4	1,44	21,38	65,01	8,76
S&P 500	4180,2	4135,0	1,09	20,63	49,41	11,29



ASIAN MARKET COMMENTARY

SELECTED HEADLINES

Shares in major Asia-Pacific markets were mixed in Monday morning trade today as investors continue to watch the Covid situation in India. The Covid situation in India remains severe as the country continues to battle a startling rise in new coronavirus infections. On Sunday, nearly 350,000 new daily infections were registered. The Biden administration has said it will immediately make raw materials needed for India's coronavirus vaccine production available. The US response comes after Britain, France and Germany also pledged aid to India over the weekend.

ASIAN INDICES

	LAST	CLOSE	% CHG	1D%	1Y%	YTD%
Hang Seng	29102,1	29078,8	0,08	1,12	21,28	6,78
Nikkei 225	29149,8	29020,6	0,45	-0,57	49,36	5,74
Shanghai	3480,7	3474,2	0,19	0,26	22,39	0,03

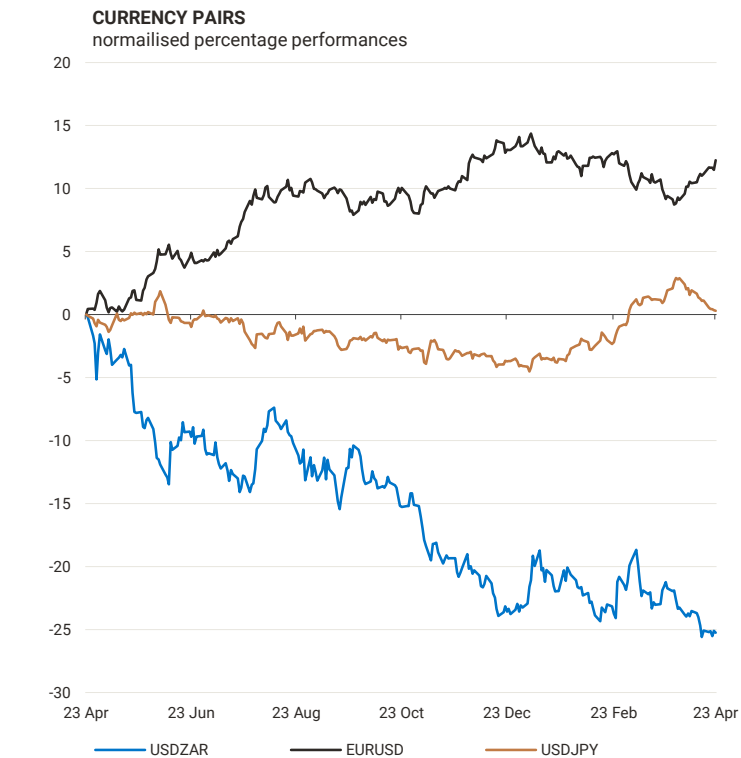


COMMODITIES



CURRENCIES

CURRENCY PAIR	LAST	CLOSE	% CHG	1D%	1Y%	YTD%
USDZAR	14,2670	14,2826	-0,11	-0,17	-25,25	-2,80
GBPZAR	19,8322	19,8195	0,06	0,10	-15,97	-1,34
EURZAR	17,2742	17,2709	0,02	0,47	-16,12	-3,78
AUDZAR	11,0883	11,0605	0,25	0,30	-9,13	-2,16
EURUSD	1,2109	1,2099	0,08	0,70	12,25	-0,97
USDJPY	107,72	107,91	-0,17	-0,06	0,29	4,47
GBPUSD	1,3901	1,3881	0,14	0,31	12,45	1,57
USDCHF	0,9126	0,9138	-0,13	-0,33	-6,37	3,22
AUDCAD	0,9682	0,9664	0,19	0,25	7,79	-1,30



COMMODITY MARKET COMMENTARY

SELECTED HEADLINES

Gold prices inched higher today, helped by a soft dollar ahead of the US Federal Reserve policy meeting this week, while palladium held below a record peak scaled last week. Oil prices eased slightly today on concerns that a resurgence of coronavirus infections in India and Japan, the world's third and fourth largest oil importers, would cut fuel demand in Asia. In Japan, a third state of emergency in Tokyo, Osaka and two other prefectures began on Sunday, affecting nearly a quarter of the population as the country attempts to combat a surge in cases three months before the Tokyo Olympics is set to open.

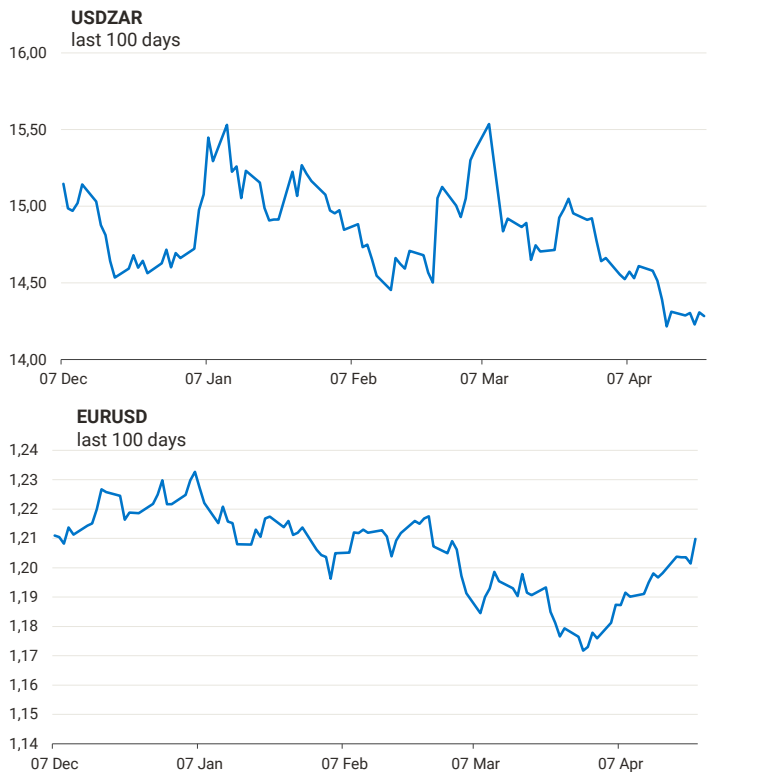
COMMODITY	LAST	CLOSE	% CHG	1D%	1Y%	YTD%
Brent Crude (\$)	65,9	66,0	-0,23	0,64	203,68	27,65
Gold (\$)	1780,5	1776,7	0,21	-0,42	2,70	-6,39
Palladium	2870,3	2859,0	0,40	0,24	44,14	16,50
Platinum (\$)	1235,0	1229,5	0,45	1,86	63,28	14,69
Silver	26,0	26,0	0,02	-0,53	70,72	-1,46



CURRENCY MARKET COMMENTARY

SELECTED HEADLINES

The rand inched firmer on Friday as the US dollar traded near multi-week lows, after a directionless week in which it took its cues from moves on global markets. At the close, the rand traded at R14.28 versus the dollar or 0.17% firmer. The dollar fell against major currencies on Friday as US yields languished and the euro got an extra late-day lift following an earlier boost from an upbeat survey of purchasing managers. The local currency was trading around R14.26 to the greenback this morning.



Disclaimer: This note is prepared for Sanlam Private Wealth (Pty) Ltd, by K2013143132 (Pty) Ltd trading as Thompson Green. Thompson Green is an independent company contracted to Sanlam Private Wealth (Pty) Ltd. The views expressed in this note are those of Thompson Green and/or its analysts and not necessarily the views of Sanlam Private Wealth (Pty) Ltd, Sanlam or any officer or agent thereof. K2013143132 (Pty) Ltd trading as Thompson Green is a research house and not a registered broker, financial advisor or financial service provider. Our editors and customer services teams also do not give personal investment advice. The information in this document is general advice only and may not be appropriate to your particular investment objectives, financial situation or particular needs, so before investing or if in any doubt about your personal situation, you should seek professional advice from a stockbroker or independent financial adviser authorised by the Financial Services Board. We research our recommendations and articles thoroughly, but disclaim all liability for any inaccuracies or omissions in this publication and any trading or investment losses you may incur. Should you outperform inflation, we will take the credit. Thompson Green also acts as an Introducer of Business to Authorised Financial Services Providers. All accounts opened are held by the Authorised Registered Financial Services Provider and not Thompson Green. The information in this email is confidential and may be legally privileged. It is intended solely for the addressee. Access to this email by anyone else is unauthorised. If you are not the intended recipient, any disclosure, copying, distribution or any action taken or omitted to be taken in reliance on it, is prohibited and may be unlawful. If you are not the intended recipient please return the message to the sender and delete it from your records.