

GLOBAL OVERVIEW | SELECTED INDICES

SOUTH AFRICAN INDICES	CLOSE	PREVIOUS	1D%	5D%	1M%	YTD%
All Share	63313,7	64385,1	-1,66	-1,34	-8,01	6,57
Top 40	57098,2	58229,9	-1,94	-1,59	-8,80	5,00
Financial 15	13941,9	14281,2	-2,38	-0,07	1,12	15,60
Industrial 25	80357,7	80418,2	-0,08	-1,48	-7,64	3,15
Resource 10	58796,2	61261,8	-4,02	-2,53	-14,87	2,12
Mid Cap	74794,2	75366,8	-0,76	0,25	-2,60	16,41
Small Cap	60190,5	59491,1	1,18	1,91	4,61	35,39
Banks	8295,8	8525,7	-2,70	-0,98	1,27	21,13
General Retailers	6709,4	6865,4	-2,27	-1,76	-2,35	44,27
Property (J253) - Total R	1525,4	1528,2	-0,19	1,27	2,31	24,06

AMERICAN INDICES	CLOSE	PREVIOUS	1D%	5D%	1M%	YTD%
Dow Jones	34751,3	34814,4	-0,18	-0,37	-2,45	13,54
Nasdaq	15181,9	15161,5	0,13	-0,44	2,62	17,80
S&P 500	4473,8	4480,7	-0,16	-0,43	-0,13	19,11
Dollar Index	92,9	92,5	0,41	0,36	0,23	3,26
US VIX	18,7	18,2	2,81	-0,59	15,94	-17,85

EUROPEAN INDICES	CLOSE	PREVIOUS	1D%	5D%	1M%	YTD%
CAC 40	6622,6	6583,6	0,59	0,06	-3,16	19,30
DAX 30	15651,8	15616,0	0,23	0,18	-1,72	14,09
Eurostoxx 50	4192,6	4170,7	0,52	0,65	-0,52	18,01
FTSE	7027,5	7016,5	0,16	0,05	-1,77	8,78

ASIAN INDICES	CLOSE	PREVIOUS	1D%	5D%	1M%	YTD%
Hang Seng	24667,9	25033,2	-1,46	-4,08	-5,78	-9,41
Nikkei 225	30323,3	30511,7	-0,62	1,05	10,17	10,49
Shanghai	3607,1	3656,2	-1,34	-2,33	2,55	3,86

EARLY MORNING INDICATORS	LAST	CLOSE	%CHG	1D%	5D%	YTD%
Tencent	463,0	451,0	2,66	-0,53	-6,04	-20,32
BHP Billiton	3954,0	4065,0	-2,73	0,97	-0,66	-1,69

INTERNATIONAL ECONOMIC CALENDAR | SELECTED EVENTS

TIME	AREA	TODAY'S EVENTS & RELEASES	PERIOD	EXP.	PREV.
08:00	GBP	Retail Sales m/m	Aug	0.5%	-2.5%
10:00	EUR	Current Account	Jul	22.3B	21.8B
10:30	GBP	Consumer Inflation Expectations	Aug	0	2.4%
11:00	EUR	Final CPI y/y	Aug	3.0%	2.2%
16:00	USD	Prelim UoM Consumer Sentiment	Sep	71.9	70.3

TIME	AREA	PREVIOUS SESSION'S RELEASES	PERIOD	EXP.	ACT.
11:00	EUR	Trade Balance	Jul	16.8B	13.4B
13:00	RSA	Building Permits YoY	Jul	---	48.8%
14:00	EUR	ECB President Lagarde Speaks	---	---	---
14:30	USD	Core Retail Sales m/m	Aug	-0.1%	1.8%
14:30	USD	Retail Sales m/m	Aug	-0.7%	0.7%

LOCAL EQUITIES | JSE ALL SHARE COMPANIES

BEST ONE-DAY % PERFORMERS	CODE	CLOSE	1D%	5D%	YTD%
Libstar	LBR	640	6,14	5,61	1,11
Hosken Cons	HCI	6867	5,65	4,06	24,85
African Rainbow Cap	AIL	377	4,72	4,72	-15,47
Attacq	ATT	701	4,63	2,04	41,05
Motus	MTH	10734	4,21	-0,60	91,68
Sun International	SUI	1879	3,93	1,08	51,78
Fortress REIT B	FFB	265	3,92	5,16	-11,96

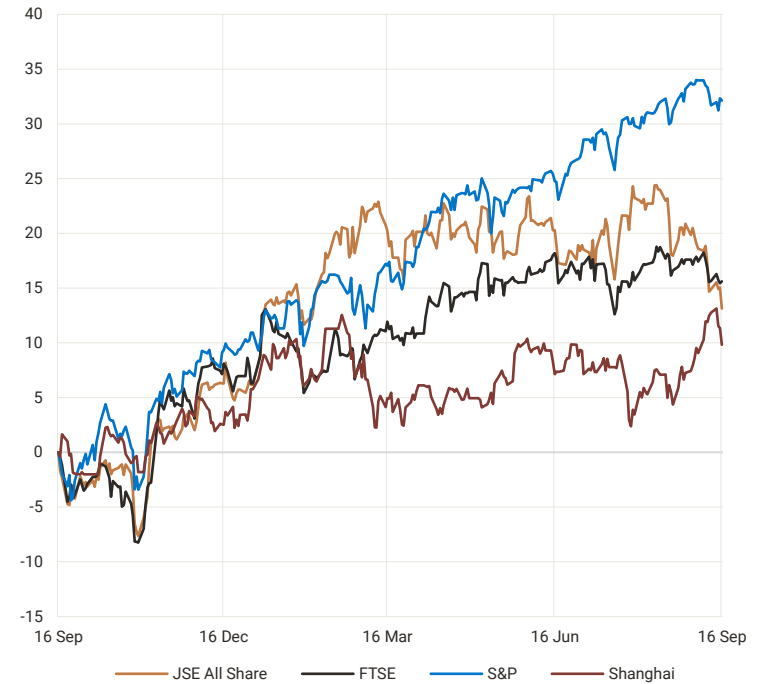
WORST ONE-DAY % PERFORMERS	CODE	CLOSE	1D%	5D%	YTD%
Harmony GM Co	HAR	4532	-6,44	3,31	-36,70
Gold Fields	GFI	11850	-6,29	-3,00	-13,86
African Rainbow Min	ARI	22280	-6,02	-4,94	-14,93
Anglo American Plat	AMS	134345	-5,76	-4,14	-6,91
Northam Platinum	NHM	16748	-5,16	-3,81	-20,07
Royal Bafokeng Platinum	RBP	7414	-4,85	-5,81	13,40
Absa	ABG	14400	-4,59	-3,73	20,14

DIVIDEND DATA | SELECTED JSE ALL SHARE COMPANIES

COMPANY	CODE	DIVIDEND	COMPANY	CODE	DIVIDEND
Santam	SNT	432 ZARc	Truworths	TRU	118 ZARc
Sasfin	SFN	131 ZARc	DRDGold	DRD	40 ZARc
Transpaco	TPC	110 ZARc	Cashbuild	CSB	2211 ZARc
Motus	MTH	255 ZARc	Impala Platinum	IMP	1200 ZARc
Aspen	APN	262 ZARc	Compagnie Fin. Richemont	CFR	20 CHF

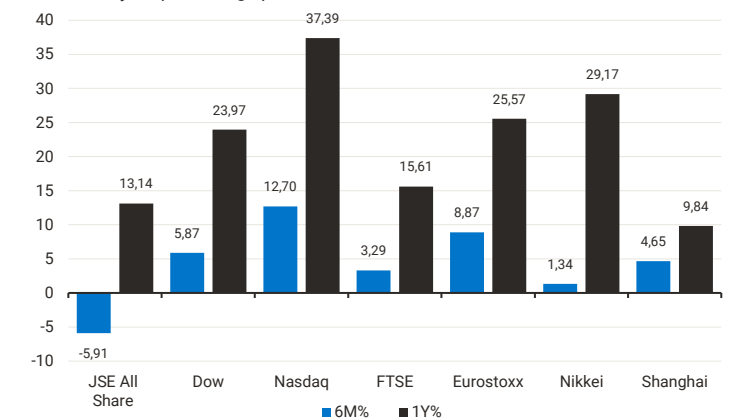
INTERNATIONAL INDICES

normalised percentage performances (in rand terms)



INTERNATIONAL INDICES

6-month & 1-year percentage performances



JSE ALL SHARE INDEX

2020 v 2021



Last date to trade 20 Sep

COMPANY	CLOSE	PREVIOUS	1D%	5D%	1M%	YTD%
Absa Group	14400	15092	-4,59	-3,73	-3,31	20,14
Anglo	56531	59144	-4,42	-4,02	-16,46	16,56
Angloplat	134345	142551	-5,76	-4,14	-19,11	-6,91
Anglo Gold Ashanti	21525	22471	-4,21	-1,64	-9,43	-37,16
Anheuser-Busch Inbev	83250	82335	1,11	1,87	-9,02	-19,87
Bhp Group Plc	39540	40910	-3,35	-1,70	-15,00	1,63
Bid Corp	31449	31600	-0,48	4,65	-2,90	19,56
British American Tobacco F	53659	53460	0,37	2,74	-1,99	-1,62
Compagnie Financiere	15594	15705	-0,71	-3,47	-13,95	18,95
Capitec	188575	190494	-1,01	-0,70	6,60	31,63
Discovery	12710	13140	-3,27	4,46	-1,16	-17,22
Firstrand	5982	6162	-2,92	0,42	0,42	17,20
Goldfields	11850	12646	-6,29	-3,00	-11,04	-13,86
Glencore Plc	6700	6846	-2,13	3,35	0,00	43,07
Implats	17426	18258	-4,56	-4,41	-27,48	-13,69
Kumba Iron Ore	58007	59512	-2,53	-6,01	-21,45	-6,86
Mondi Plc	39538	39119	1,07	0,55	-5,81	15,23
Mtn Group	12440	12800	-2,81	1,44	-4,30	106,68
Naspers -N	236111	234620	0,64	-2,81	-9,19	-29,12
Prosus Nv	119600	118400	1,01	-3,60	-3,75	-32,52
Stanbank	13967	14529	-3,87	-1,91	3,98	9,91
Shoprite	18085	18210	-0,69	0,06	7,66	29,18
Sanlam	6222	6338	-1,83	0,65	0,21	5,91
Sasol	23647	24656	-4,09	8,15	14,44	76,56
Sibanye Stillwater	4723	4864	-2,90	-7,84	-24,13	-21,28
Vodacom Group	13619	13922	-2,18	-0,44	-1,08	9,49

SELECTED HEADLINES

Indexes on the Johannesburg Stock Exchange lost heavily on Thursday, pulled down by mining companies which fell on the back of drop in commodity prices, especially of platinum group metals and gold. The retreat in commodity prices in the last two months have instilled fears that a bull run in the shares of mining companies, which are an important export revenues earner, is coming to an end. This in turn impacts the outlook on the local economy. The benchmark all-share index dropped 1.66% to end the day's trading at 63,314 points. The blue-chip Top 40 index fell by 1.94% to 57,098 points. The index is now where it was at the beginning of the year and has lost almost 10% in the last one month.

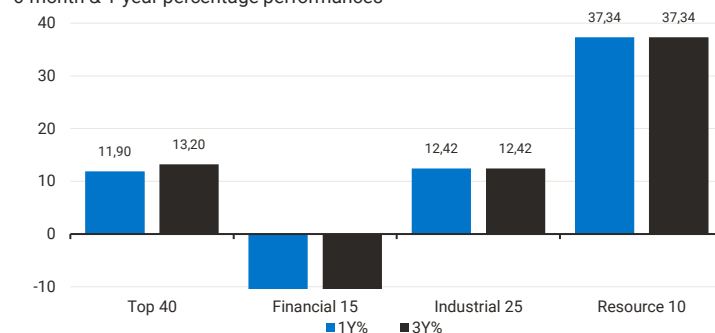
JSE TOP 40 INDEX

last 100 days



INTERNATIONAL INDICES

6-month & 1-year percentage performances



EXPECTED COMPANY REPORTING SCHEDULE

COMPANY	CODE	RELEASE	DATE
Choppies	CHP	Final	22 Sep
London Finance & Invest.	LNF	Final	22 Sep
Remgro	REM	Final	22 Sep
Grand Parade Investments	GPL	Final	23 Sep
Rand Merchant Investments	RMI	Final	24 Sep

BANK & OTHER SELECTED PREFERENCE SHARES

ISSUER	CODE	CLOSE	CLEAN YIELD	APPROX. NEXT LDT
Nedbank	NBKP	741	7,78	15 Sep '21
Investec Bank	INLP	7480	8,16	08 Dec '21
Investec Limited	INPR	6970	8,16	08 Dec '21
Standard Bank	SBPP	6899	7,83	08 Sep '21
Firstrand Bank	FSRP	6827	7,58	16 Feb '22
Absa	ABSP	59801	8,13	15 Sep '21
Capitec	CPIP	10697	6,34	15 Sep '21
Grindrod	GNDP	7261	8,77	21 Sep '21
Netcare	NTCP	7320	8,24	03 Nov '21
Discovery	DSBP	8631	8,50	21 Sep '21
Invicta	IVTP	7875	9,81	24 Nov '21

SENS ANNOUNCEMENTS

SELECTED RELEASES

Record earnings set FirstRand on recovery path

FirstRand, Africa's biggest bank by market value, expects to achieve "peak earnings" ahead of its original target after reaching its highest-ever results for a half-year period through June. "The group previously indicated that it expected to reach peak earnings during the 2023 financial year," the Johannesburg-based lender said in a statement on Thursday. "However, the speed, extent and breadth of the rebound has exceeded expectations." While much of its performance can be attributed to a low-base effect on the back of last year's pandemic profit decline, the lender grew pre-provision operating profit by 5% in the 12 months ending in June, it said. Profit after tax grew 48% to 28.1 billion rand (\$1.9 billion) as South Africa's economy shows signs of recovery. The firm will distribute a dividend for the period representing a 56% payout, it said. FirstRand and other local banks are paying dividends and reporting better profits as their reserves set aside to cover souring loans fall, after bad debts resulting from the pandemic were less severe than expected. Rivals including Absa Group Ltd. are seeking opportunities to drive growth but have warned that further surges in coronavirus infections and disruptions in power supply remain constraints for businesses in South Africa. FirstRand on Wednesday announced that it was joining peer Nedbank Group Ltd. in halting its funding on new coal-fired power stations with immediate effect as banks pursue greener technologies. While FirstRand's growth was underpinned by the underlying performances from units including FNB and RMB, its vehicle financing arm WesBank experienced a drop in pre-provision operating profit due to lower advances and revenue, and higher costs.

Move | -2.92% Open | 6199c Close | 5982c High | 6204c Low | 5934c

Sasria to pay out almost R600m to Reit hard hit by riots

JSE-listed real estate investment trust (Reit) SA Corporate Real Estate reported on Thursday that the South African Special Risk Insurance Association (Sasria) has accepted its R558.2 million insurance claim for extensive damage to its properties, as a result of the unrest seen in parts of the country in July. In a Sens update released in July the group estimated that total damages, including loss of income, would amount to R558.243 million. The Sasria payout will cover the group's entire claim. Damage to the group's shopping centres in KwaZulu-Natal account for the majority of its claim. Other properties affected by the unrest are expected to resume trading by the end of 2021.

Move | -0.47% Open | 216c Close | 214c High | 224c Low | 209c

LOCAL EQUITIES | JSE MID CAP COMPANIES

COMPANY	CODE	CLOSE	PREVIOUS	1D%	1M%	YTD%
Aspen	APN	23025	22900	0,55	24,46	83,66
African Rainbow	ARI	22280	23706	-6,02	-22,95	-14,93
Avi	AVI	7873	7583	3,82	9,20	7,53
Barworld	BAW	9657	9466	2,02	-10,94	6,00
Bidvest Group	BVT	19344	19498	-0,79	-4,06	23,19
Capco	CCO	3350	3260	2,76	-7,23	17,30
Clicks Group	CLS	29830	29932	-0,34	3,22	18,06
Coronation	CML	4868	4850	0,37	-1,14	12,76
Dis-Chem	DCP	2931	2913	0,62	-7,63	39,50
Distell Group	DGH	17961	17906	0,31	4,39	88,98
Drdgold	DRD	1260	1294	-2,63	-10,57	-29,88
Exxaro Resources	EXX	19156	19150	0,03	8,32	37,91
Fortress Reit A	FFA	1444	1448	-0,28	-3,73	5,79
Fortress Reit B	FFB	265	255	3,92	-14,52	-11,96
Growthpoint	GRT	1434	1453	-1,31	-5,53	14,08
Harmony Gold	HAR	4532	4844	-6,44	-16,38	-36,70
Inv	INL	5788	5719	1,21	-0,60	57,97
Investecp	INP	5698	5623	1,33	-3,42	51,34
Italtile	ITE	1575	1590	-0,94	-2,42	6,42
Libhold	LBH	9186	9458	-2,88	6,69	48,21
Life Healthcare	LHC	2437	2406	1,29	-0,65	44,89
Multichoice Group	MCG	10533	10636	-0,97	-14,82	-21,40
Mediclinic Int.	MEI	6493	6350	2,25	9,88	14,03
Montauk Renewables	MKR	16750	15400	8,77	23,25	25,00
Mr Price Group	MRP	20045	20314	-1,32	-16,00	17,46
Momentum	MTM	1949	1971	-1,12	-3,47	23,67
Ninety One Plc	N91	5208	5178	0,58	5,81	14,19
Nedbank	NED	17045	17506	-2,63	-3,54	31,64
Northam Platinum	NHM	16748	17659	-5,16	-22,64	-20,07
Nepi Rockcastle Plc	NRP	10250	10323	-0,71	3,57	9,63
Netcare	NTC	1690	1655	2,11	6,29	35,20
Ninety One	NY1	5008	5006	0,04	5,99	13,82
Old Mutual	OMU	1547	1620	-4,51	12,84	30,11
Pik N Pay	PIK	5460	5496	-0,66	-3,35	8,64
Pepkor	PPH	2030	2024	0,30	-10,18	48,94
Psg	PSG	7281	7288	-0,10	-2,92	21,59
Quilter Plc	QLT	2906	2900	0,21	-6,26	-5,47
Rbplapts	RBP	7414	7792	-4,85	-23,89	13,40
Redefine	RDF	455	463	-1,73	9,11	36,64
Remgro	REM	11932	12070	-1,14	4,59	24,03
Resilient Reit	RES	5383	5400	-0,31	-1,03	27,26
Rand Merchant Inv	RMI	3054	3095	-1,32	-5,48	-4,71
Reinet Investments Sca	RNI	27654	27425	0,84	-4,45	0,34
Sappi	SAP	3884	3901	-0,44	-6,02	18,34
Santam	SNT	23946	24108	-0,67	-4,87	-6,01
Spar	SPP	20120	20352	-1,14	1,62	6,15
Sirius Real Estate	SRE	2630	2576	2,10	6,09	36,27
Tigebrands	TBS	17838	17868	-0,17	-6,07	-14,31
The Foschini Group	TFG	13558	13623	-0,48	-12,19	32,52
Thungela Resources	TGA	6826	6865	-0,57	41,88	-67,21
Telkom	TKG	3746	3703	1,16	-8,39	21,98
Truworths	TRU	5479	5429	0,92	-12,77	48,68
Textainer	TXT	48152	46950	2,56	-6,14	68,96
Woolies	WHL	5950	5955	-0,08	0,51	50,48

LOCAL EQUITIES | JSE SMALL CAP COMPANIES

COMPANY	CODE	CLOSE	PREVIOUS	1D%	1M%	YTD%
Advtech	ADH	1568	1600	-2,00	-1,94	65,05
Altron	AEL	1060	1058	0,19	-1,21	-2,84
Aeci	AFE	10502	10189	3,07	2,96	20,71
Alexander Forbes	AFH	434	420	3,33	17,30	9,60
Afrimat	AFT	5450	5508	-1,05	-7,36	26,69
Arrowhead Prop.	AHB	412	403	2,23	22,26	77,59
African Rainbow Cap.	AIL	377	360	4,72	3,86	-15,47
Adcock Ingram	AIP	4718	4565	3,35	4,84	2,57
Astral	ARL	15626	15259	2,41	9,86	12,01
Attacq	ATT	701	670	4,63	5,73	41,05
Brait	BAT	377	365	3,29	31,82	1,07
Blue Label Telecoms	BLU	512	518	-1,16	-3,40	32,64
Bytes Technology	BYI	10500	10399	0,97	7,49	57,42
City Lodge Hotels	CLH	382	384	-0,52	-2,80	52,80
Curro	COH	1110	1146	-3,14	-3,65	17,09
Cashbuild	CSB	26893	26935	-0,16	-2,16	13,47
Datatec	DTC	3433	3510	-2,19	25,29	39,84
Emira	EMI	910	908	0,22	-4,21	36,64
Epp N.V	EPP	1263	1248	1,20	9,26	22,03
Equites Property Fund	EQU	2044	2038	0,29	6,18	17,67
Famous Brands	FBR	5900	5830	1,20	7,27	20,53
Grindrod	GND	475	472	0,64	-3,85	-5,94
Hci	HCI	6867	6500	5,65	16,27	24,85
Hudaco	HDC	12350	12150	1,65	-1,95	52,47
Hammerson Plc	HMN	659	650	1,38	-8,98	26,73
Hyprop	HYP	2770	2743	0,98	10,80	-6,17
Investec Australia Prop.	IAP	1621	1600	1,31	-0,18	17,89
Investec Prop Fund	IPF	1060	1062	-0,19	3,41	16,36
Imperial	IPL	6252	6270	-0,29	0,85	67,39
Jse	JSE	10540	10533	0,07	4,36	-6,31
Kap Industrial	KAP	451	435	3,68	0,22	42,72
Karoo	KRO	49000	45499	7,69	-10,66	0,00
Psg Konsult	KST	1126	1115	0,99	2,83	25,11
Liberty Two Degrees	L2D	447	450	-0,67	-9,33	5,18
Long4Life	L4L	440	425	3,53	4,76	33,74
Libstar	LBR	640	603	6,14	-0,78	1,11
Lighthouse Capital	LTE	851	848	0,35	3,53	24,60
Massmart	MSM	5704	5785	-1,40	-1,96	35,74
Mas Real Estate Inc	MSP	1800	1770	1,69	-0,22	41,18
Metair	MTA	2911	2875	1,25	17,00	55,25
Motus	MTH	10734	10300	4,21	25,10	91,68
M&R Hold	MUR	996	1000	-0,40	-5,14	24,97
Oceana	OCE	6372	6354	0,28	-0,41	-0,82
Omnia	OMN	5623	5481	2,59	6,98	22,00
Pan African Resource	PAN	328	335	-2,09	0,92	-31,67
Raubex	RBX	3031	2976	1,85	1,54	40,98
Rhodes Food Pty	RFG	1234	1224	0,82	9,69	2,15
Reunert	RLO	5057	4870	3,84	1,14	39,70
Sa Corp Real Estate	SAC	214	215	-0,47	-3,60	23,70
Steinhoff International N	SNH	310	314	-1,27	58,16	198,08
Super	SPG	3431	3320	3,34	7,72	46,56
Stor-Age Property Reit	SSS	1394	1380	1,01	2,12	2,88
Stenprop	STP	3690	3673	0,46	8,08	34,33
Sun Int	SUI	1879	1808	3,93	1,79	51,78
Transaction Capital	TCP	3782	3863	-2,10	1,45	51,95
Tsogo Sun Hotels	TGO	318	310	2,58	4,26	117,81
Tsogo Sun Gaming	TSG	960	985	-2,54	9,09	88,24
Vukile	VKE	1169	1153	1,39	3,45	46,13
Wbhovco	WBO	11421	11385	0,32	0,72	25,31
Zeder Investments	ZED	315	311	1,29	1,61	20,69

SOUTH AFRICAN 10-YEAR BOND

2021 v 2020



10-YEAR BOND YIELDS | SELECTED ITEMS (Basis point change)

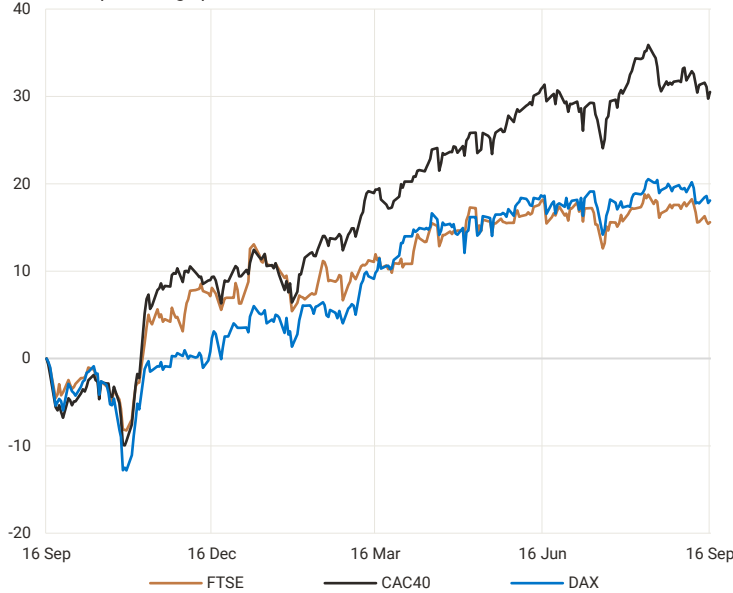
REGION	YIELD	1D%	1M%	YTD%
United States	1,33	-1	7	64
United Kingdom	0,82	--	25	63
Germany	-0,30	--	17	19
Japan	0,04	--	4	3
South African 10Y	8,92	-2	3	-27

GLOBAL INTEREST RATES | SELECTED ITEMS

REGION	CURRENT RATE
United States	0,00%-0,25%
United Kingdom	0,10%
European	0,00%
SA Repo Rate	3,50%
SA Prime Rate	7,00%

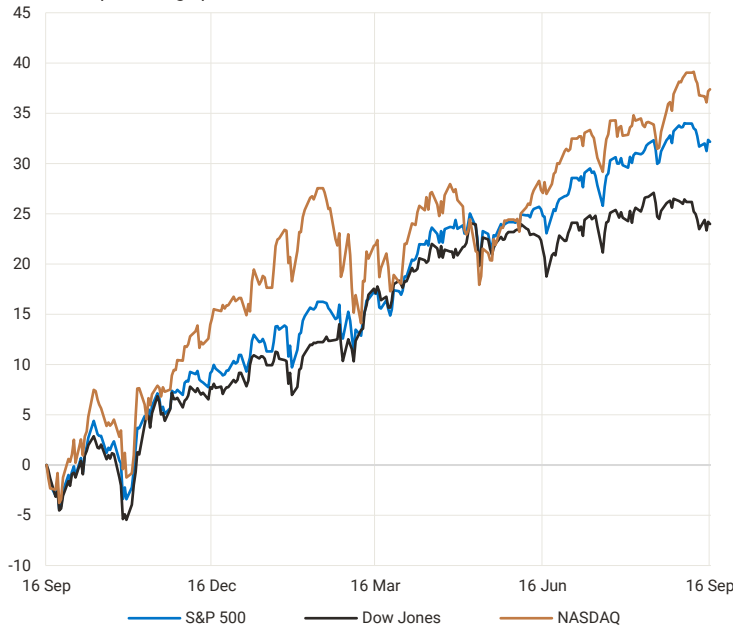
EUROPEAN INDICES

normalised percentage performances



AMERICAN INDICES

normalised percentage performances



ASIAN INDICES

normalised percentage performances



EUROPEAN MARKET COMMENTARY

SELECTED HEADLINES

European stocks finished higher on Thursday, as global investors kept an eye on economic data and central banks. The pan-European Stoxx 600 index rose 0.5% by the close, with travel and leisure stocks adding 3% to lead the gains. Basic resources bucked the trend, slipping 2.5%. In other news, German Finance Minister Olaf Scholz will face questions from lawmakers next Monday over suspected failings at the federal anti-money laundering agency. The interrogation will take place days before the country's elections in which Scholz is favourite to succeed Chancellor Angela Merkel with his Social Democratic Party leading in the polls.

EUROPEAN INDICES	CLOSE	PREVIOUS	1D%	5D%	1M%	YTD%
CAC 40	6622,6	6583,6	0,59	0,06	-3,16	19,30
DAX 30	15651,8	15616,0	0,23	0,18	-1,72	14,09
FTSE	7027,5	7016,5	0,16	0,05	-1,77	8,78



AMERICAN MARKET COMMENTARY

SELECTED HEADLINES

The Dow Jones Industrial Average climbed back from intraday lows, but closed down Thursday ahead of a seasonally weak period of trading in September. August retail sales surprised the market and rose 0.7% from the month prior, the Census Bureau reported Thursday. Economists surveyed by Dow Jones expected a 0.8% month-over-month decline. Meanwhile, the latest unemployment insurance weekly data showed 332,000 first-time jobless claims last week. Economists polled by Dow Jones expected a total of 320,000 initial claims.

AMERICAN INDICES	CLOSE	PREVIOUS	1D%	5D%	1M%	YTD%
Dow Jones	34751,3	34814,4	-0,18	-0,37	-2,45	13,54
Nasdaq	15181,9	15161,5	0,13	-0,44	2,62	17,80
S&P 500	4473,8	4480,7	-0,16	-0,43	-0,13	19,11

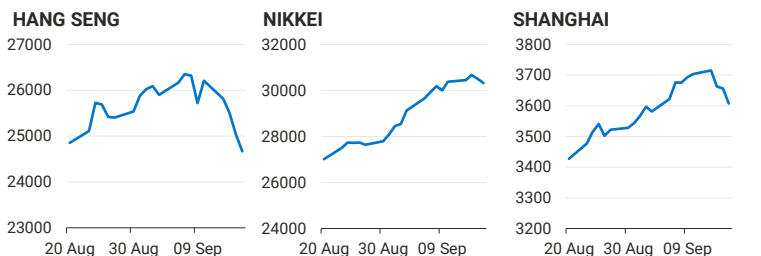


ASIAN MARKET COMMENTARY

SELECTED HEADLINES

Shares in Asia-Pacific were mixed in early morning trade, with stocks in Hong Kong continuing to see further losses. The benchmark Hang Seng index in Hong Kong slipped 0.93%, adding to losses seen earlier in the week. As of its Thursday close, the index had dropped nearly 6% for the week amid regulatory concerns surrounding sectors such as technology and casinos. Shares of China Evergrande Group dropped around 5% as fears over its debt problems continue to weigh on investor sentiment.

ASIAN INDICES	CLOSE	PREVIOUS	1D%	5D%	1M%	YTD%
Hang Seng	24667,9	25033,2	-1,46	-4,08	-5,78	-9,41
Nikkei 225	30323,3	30511,7	-0,62	1,05	10,17	10,49
Shanghai	3607,1	3656,2	-1,34	-2,33	2,55	3,86



COMMODITIES

BRENT CRUDE (\$)

last 100 days



PLATINUM (\$)

last 100 days



CURRENCY PAIR

CURRENCY PAIR	LAST	CLOSE	% CHG	1D%	1Y%	YTD%
USDZAR	14,6018	14,6040	-0,01	1,35	-10,25	-0,61
GBPZAR	20,1293	20,1316	-0,01	0,92	-4,54	0,22
EURZAR	17,1653	17,1755	-0,06	0,86	-10,59	-4,32
AUDZAR	10,6449	10,6442	0,01	0,70	-10,43	-5,84
EURUSD	1,1771	1,1766	0,05	-0,42	-0,43	-3,69
USDJPY	109,8230	109,7430	0,07	0,34	4,56	6,25
GBPUSD	1,3805	1,3791	0,10	-0,34	6,35	0,91
USDCHF	0,9269	0,9278	-0,10	0,88	2,01	4,80
AUDCAD	0,9247	0,9249	-0,02	-0,14	-3,95	-5,54

CURRENCY PAIRS

normalised percentage performances



COMMODITY MARKET COMMENTARY

SELECTED HEADLINES

Gold prices were set for a second weekly loss as a firmer dollar dented the metal's allure for holders of other currencies while investors await a key U.S. Federal Reserve meeting for clues on how soon the central bank will start to taper stimulus. Oil prices barely moved this morning even as more supply came back online in the U.S. Gulf of Mexico following two hurricanes, with benchmark contracts on track to post weekly gains of around 4% as the output recovery is seen lagging demand.

COMMODITY

COMMODITY	LAST	CLOSE	% CHG	1D%	1Y%	YTD%
Brent Crude (\$)	75,5	75,6	-0,15	0,27	88,30	-4,32
Gold (\$)	1760,0	1753,1	0,39	-2,26	-10,54	-5,84
Palladium	2004,7	2032,5	-1,37	0,83	-15,01	-3,69
Platinum (\$)	945,9	937,0	0,95	-1,44	-3,35	6,25
Silver	23,0	22,9	0,26	-3,96	-15,72	0,91

GOLD (\$)

last 100 days



SELECTED HEADLINES

The rand fell to more than two-week lows on Thursday as the dollar jumped on a surprise rebound in U.S. retail sales, extending this week's rand losses to more than 2%. At the close, the rand was trading around R14.60 to the dollar, or 1.35% weaker. After three weeks of strong gains, the rand has reversed direction since Tuesday, buffeted by disappointing domestic retail data and a recommendation from investment bank JPMorgan to sell the currency. Market attention will soon turn to next week's interest rate decision by South Africa's central bank, as well as local consumer price index (CPI) data.

USDZAR

last 100 days



EURUSD

last 100 days

