

GLOBAL OVERVIEW | SELECTED INDICES

SOUTH AFRICAN INDICES	CLOSE	PREVIOUS	1D%	5D%	1M%	YTD%
All Share	62362,2	61453,4	1,48	-3,01	-5,53	4,97
Top 40	56085,6	55246,1	1,52	-3,49	-6,21	3,14
Financial 15	13882,7	13750,4	0,96	-2,43	0,18	15,11
Industrial 25	80767,4	79201,0	1,98	-0,21	-2,61	3,68
Resource 10	55820,9	55132,6	1,25	-7,80	-13,90	-3,05
Mid Cap	75698,3	74723,0	1,31	0,38	0,11	17,82
Small Cap	59627,5	59077,1	0,93	-0,29	3,25	34,13
Banks	8207,4	8149,6	0,71	-3,74	-0,21	19,84
General Retailers	7061,7	6807,4	3,73	-1,00	6,13	51,84
Property (J253) - Total R	1528,8	1505,7	1,54	-0,24	0,69	24,34

AMERICAN INDICES	CLOSE	PREVIOUS	1D%	5D%	1M%	YTD%
Dow Jones	33919,8	33970,5	-0,15	-1,90	-3,42	10,83
Nasdaq	14746,4	14713,9	0,22	-1,94	0,22	14,42
S&P 500	4354,2	4357,7	-0,08	-2,00	-1,97	15,92
Dollar Index	93,2	93,2	-0,01	0,63	-0,27	3,69
US VIX	24,4	25,7	-5,25	25,18	31,25	7,08

EUROPEAN INDICES	CLOSE	PREVIOUS	1D%	5D%	1M%	YTD%
CAC 40	6552,7	6455,8	1,50	-1,51	-1,11	18,04
DAX 30	15348,5	15132,1	1,43	-2,38	-2,91	11,88
Eurostoxx 50	4097,5	4043,6	1,33	-2,08	-1,42	15,34
FTSE	6981,0	6903,9	1,12	-0,75	-1,51	8,06

ASIAN INDICES	CLOSE	PREVIOUS	1D%	5D%	1M%	YTD%
Hang Seng	24221,5	24099,1	0,51	-5,02	-2,53	-11,05
Nikkei 225	29839,7	30500,1	-2,17	-2,71	10,46	8,73
Shanghai	3614,0	3614,0	0,00	-1,33	5,45	4,06

EARLY MORNING INDICATORS	LAST	CLOSE	%CHG	1D%	5D%	YTD%
Tencent	450,0	454,2	-0,92	-1,65	-3,93	-19,75
BHP Billiton	3876,0	3775,0	2,68	0,59	-8,99	-8,71

INTERNATIONAL ECONOMIC CALENDAR | SELECTED EVENTS

TIME	AREA	TODAY'S EVENTS & RELEASES	PERIOD	EXP.	PREV.
10:00	RSA	Inflation Rate YoY	Aug	4.8%	4.6%
10:00	RSA	Inflation Rate MoM	Aug	0.3%	1.1%
10:00	RSA	Core Inflation Rate YoY	Aug	0,03	0,03
20:00	USD	FOMC Economic Projections	---	---	---
20:00	USD	FOMC Statement	---	---	---

TIME	AREA	PREVIOUS SESSION'S RELEASES	PERIOD	EXP.	ACT.
08:00	GBP	Public Sector Net Borrowing	Aug	14.5B	19.8B
12:00	GBP	CBI Industrial Order Expectations	Sep	15	22
14:30	USD	Building Permits	Aug	1.60M	1.73M
14:30	USD	Current Account	Q2	-193B	-190B
14:30	USD	Housing Starts	Aug	1.55M	1.62M

LOCAL EQUITIES | JSE ALL SHARE COMPANIES

BEST ONE-DAY % PERFORMERS	CODE	CLOSE	1D%	5D%	YTD%
Telkom SA SOC	TKG	4320	14,80	17,36	40,67
Steinhoff Int N.V.	SNH	306	9,29	0,00	194,23
EPP N.V.	EPP	1239	6,81	-6,14	19,71
Massmart	MSM	6028	5,37	4,06	43,46
Raubex	RBX	3288	5,01	10,52	52,93
Sasol	SOL	23090	4,60	-1,83	72,40
Blue Label Telecoms	BLU	528	4,55	0,96	36,79

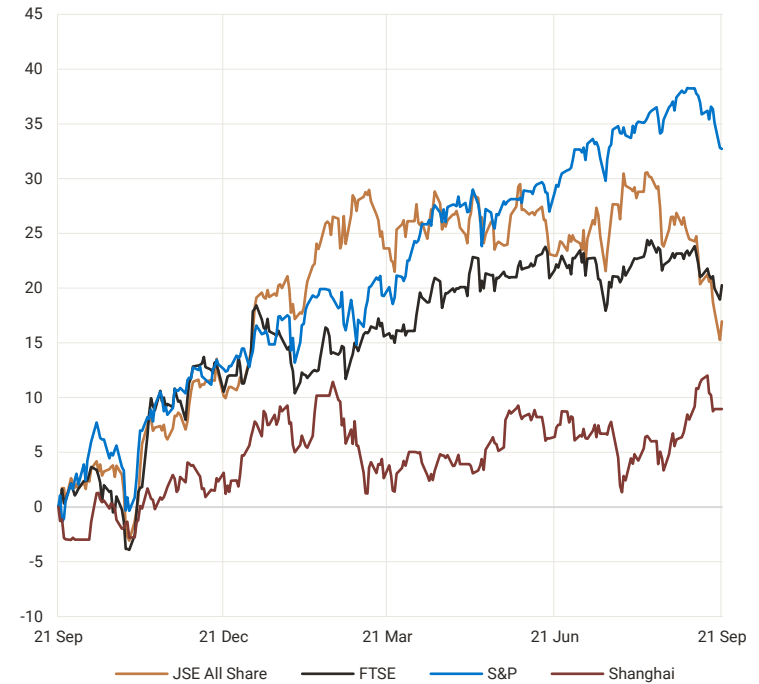
WORST ONE-DAY % PERFORMERS	CODE	CLOSE	1D%	5D%	YTD%
Cashbuild	CSB	25430	-8,53	-7,58	7,30
KAP Industrial	KAP	423	-4,94	-7,03	33,86
Impala Platinum	IMP	16797	-4,13	-4,86	-16,81
Motus	MTH	10070	-3,95	-2,71	79,82
Fortress REIT A	FFA	1393	-3,80	-3,80	2,05
Pan African Resource plc	PAN	311	-2,81	-3,72	-35,21
Allied Electronics Corp A	AEL	1000	-2,72	-4,76	-8,34

DIVIDEND DATA | SELECTED JSE ALL SHARE COMPANIES

COMPANY	CODE	DIVIDEND	COMPANY	CODE	DIVIDEND
Exxaro	EXX	2077 ZARc	African Rainbow Minerals	ARI	2000 ZARc
Shoprite	SHP	353 ZARc	Bidvest	BVT	310 ZARc
Momentum Metropolitan	MTM	15 ZARc	British American Tobacco	BTI	53.9 GBPP
Metrofile	MFL	8 ZARc			
Trellidor	TRL	11 ZARc			

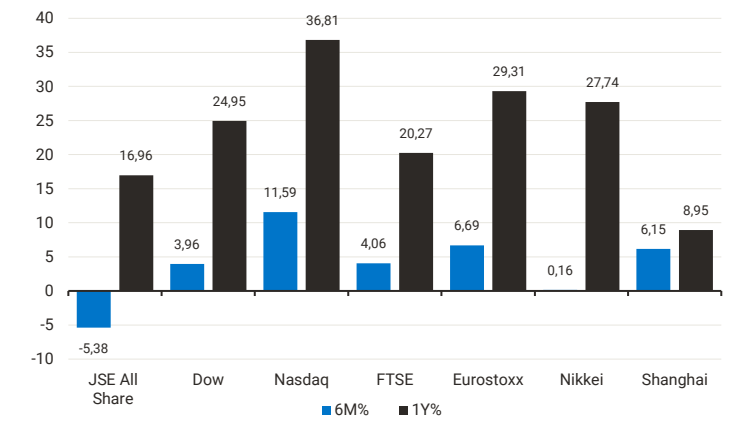
INTERNATIONAL INDICES

normalised percentage performances (in rand terms)



INTERNATIONAL INDICES

6-month & 1-year percentage performances



JSE ALL SHARE INDEX

2020 v 2021



Last date to trade 28 Sep

COMPANY	CLOSE	PREVIOUS	1D%	5D%	1M%	YTD%
Absa Group	14021	13895	0,91	-7,68	-6,23	16,98
Anglo	50204	49650	1,12	-15,15	-16,22	3,51
Angloplat	133188	131036	1,64	-2,46	-12,28	-7,71
Anglo Gold Ashanti	22781	21800	4,50	1,09	-6,36	-33,49
Anheuser-Busch Inbev	85703	84362	1,59	4,16	-6,57	-17,51
Bhp Group Plc	37590	37038	1,49	-6,14	-17,29	-3,38
Bid Corp	31838	31499	1,08	2,99	0,30	21,04
British American Tobacco F	53931	53285	1,21	2,49	-4,77	-1,13
Compagnie Financiere	15428	15215	1,40	-4,07	-6,91	17,68
Capitec	186790	185568	0,66	-2,20	1,92	30,38
Discovery	12408	12224	1,51	-3,25	-1,80	-19,19
Firstrand	5986	5924	1,05	-1,37	1,46	17,28
Goldfields	12296	12213	0,68	-3,38	-10,71	-10,62
Glencore Plc	6342	6355	-0,20	-4,29	-1,26	35,43
Implats	16797	17520	-4,13	-4,86	-18,70	-16,81
Kumba Iron Ore	52379	52526	-0,28	-13,73	-13,70	-15,90
Mondi Plc	37567	37242	0,87	-3,05	-11,85	9,49
Mtn Group	12970	12411	4,50	3,04	-0,47	115,48
Naspers -N	239900	232371	3,24	0,79	-0,07	-27,99
Prosus Nv	118452	116500	1,68	-0,54	-3,46	-33,17
Stanbank	13734	13724	0,07	-6,80	0,93	8,07
Shoprite	18690	18281	2,24	3,08	10,14	33,50
Sanlam	6138	6104	0,56	-1,68	-2,85	4,48
Sasol	23090	22075	4,60	-1,83	17,75	72,40
Sibanye Stillwater	4847	4744	2,17	-4,30	-13,88	-19,22
Vodacom Group	14185	13635	4,03	3,74	2,57	14,04

SELECTED HEADLINES

Local stocks rose yesterday, rebounding alongside commodity prices after the previous day's heavy selling. The Johannesburg Stock Exchange's Top-40 Index climbed 1.5% to 56,086 points and the broader All-Share Index was up by almost the same amount to 62,362 points. Among the biggest gainers of the day on the blue-chip index were petrochemicals producer Sasol and gold miner AngloGold Ashanti, both up around 4.5%.

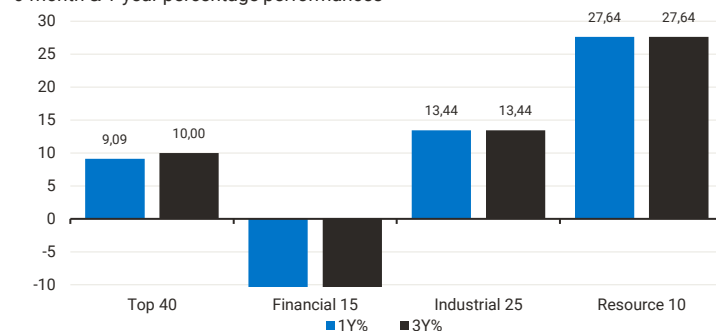
JSE TOP 40 INDEX

last 100 days



INTERNATIONAL INDICES

6-month & 1-year percentage performances



EXPECTED COMPANY REPORTING SCHEDULE

COMPANY	CODE	RELEASE	DATE
Choppies	CHP	Final	22 Sep
London Finance & Invest.	LNF	Final	22 Sep
Remgro	REM	Final	22 Sep
Grand Parade Investments	GPL	Final	23 Sep
Rand Merchant Investments	RMI	Final	24 Sep

BANK & OTHER SELECTED PREFERENCE SHARES

ISSUER	CODE	CLOSE	CLEAN YIELD	APPROX. NEXT LDT
Nedbank	NBKP	860	7,79	15 Sep '21
Investec Bank	INLP	7600	8,17	08 Dec '21
Investec Limited	INPR	7050	8,17	08 Dec '21
Standard Bank	SBPP	6916	7,84	08 Sep '21
Firstrand Bank	FSRP	6831	7,59	16 Feb '22
Absa	ABSP	60500	8,14	15 Sep '21
Capitec	CPIP	10697	6,34	15 Sep '21
Grindrod	GNDP	7253	8,78	21 Sep '21
Netcare	NTCP	7651	8,25	03 Nov '21
Discovery	DSBP	8625	8,51	21 Sep '21
Invicta	IVTP	7839	9,82	24 Nov '21

SENS ANNOUNCEMENTS

SELECTED RELEASES

Authorities greenlight Burger King sale

The competition authorities have finally approved Grand Foods Investments and Grand Foods Proprietary's sale of their shares in Burger King South Africa (BKSA) and Grand Foods Meat Plant to Emerging Capital Partners (ECP) Africa Fund. The sale, approved on September 17, came with a list of conditions aimed at boosting South Africa's economy. The sale was announced in a Sens statement released by parent company Grand Parade Investments (GPI) on Tuesday morning. GPI did not indicate the updated value of the acquisition but stated in a previous Sens statement that the sale of Burger King to ECP "would result in a foreign direct investment into South Africa and payment of up to R498 million to GPI." The Competition Tribunal approved the transaction with a list of conditions that the new franchise owners need to meet within the next five years. BKSA is also expected to open 60 new stores in the country and permanently employ 1 250 historically disadvantaged people. The tribunal further ruled that BKSA should increase the total value of all payroll and employee benefits of the new employees by at least R120 million. ECP Africa Fund is also expected to improve the American burger chain's rating for the Enterprise and Supplier Development element on its Broad-based Black Economic Empowerment scorecard. GPI first announced intentions to dispose of its interests in BKSA in February 2020, but the fact that ECP is an American private equity firm – focused on investing in Africa – did not count in the deals favour. The deal was met with resistance by competition authorities who raised concerns that the initial deal was not uplifting previously disadvantaged persons, subsequently blocking the acquisition attempt. The new deal addresses the authorities' concerns as Burger King will now, on top of the above listed conditions, establish an employee share ownership programme. Business Unity South Africa CEO Cas Coovadia told Moneyweb that the organisation welcomes the authorities' efforts to ensure transformation remains on the agenda, but he also cautioned that transformation should not reduce investor confidence in the country and ultimately impede investment.

LOCAL EQUITIES | JSE MID CAP COMPANIES

COMPANY	CODE	CLOSE	PREVIOUS	1D%	1M%	YTD%
Aspen	APN	24042	23867	0,73	29,58	91,77
African Rainbow	ARI	21074	21056	0,09	-17,78	-19,54
Avi	AVI	8896	8703	2,22	18,46	21,50
Barworld	BAW	9708	9478	2,43	-9,05	6,56
Bidvest Group	BVT	19364	19327	0,19	-2,99	23,32
Capco	CCO	3373	3300	2,21	-3,74	18,10
Clicks Group	CLS	30726	29714	3,41	3,23	21,61
Coronation	CML	5059	4989	1,40	4,68	17,19
Dis-Chem	DCP	2942	2868	2,58	-8,06	40,03
Distell Group	DGH	18191	17900	1,63	8,40	91,40
Drdgold	DRD	1295	1318	-1,75	-4,71	-27,94
Exxaro Resources	EXX	17350	17585	-1,34	2,56	24,91
Fortress Reit A	FFA	1393	1448	-3,80	-8,36	2,05
Fortress Reit B	FFB	259	261	-0,77	-11,90	-13,95
Growthpoint	GRT	1415	1404	0,78	-7,46	12,57
Harmony Gold	HAR	4860	4724	2,88	-11,94	-32,12
Inv	INL	5700	5617	1,48	-3,44	55,57
Investecp	INP	5650	5549	1,82	-4,66	50,07
Italtile	ITE	1571	1574	-0,19	-1,81	6,15
Libhold	LBH	9027	9013	0,16	3,81	45,64
Life Healthcare	LHC	2464	2410	2,24	1,44	46,49
Multichoice Group	MCG	11370	11099	2,44	-2,04	-15,15
Mediclinic Int.	MEI	6390	6284	1,69	4,16	12,22
Montauk Renewables	MKR	17500	16523	5,91	52,17	30,60
Mr Price Group	MRP	20311	20388	-0,38	-7,40	19,02
Momentum	MTM	1939	1901	2,00	0,57	23,03
Ninety One Plc	N91	5232	5170	1,20	4,85	14,71
Nedbank	NED	16625	16650	-0,15	-2,52	28,40
Northam Platinum	NHM	17054	17017	0,22	-10,28	-18,61
Nepi Rockcastle Plc	NRP	10441	10295	1,42	-0,30	11,67
Netcare	NTC	1699	1660	2,35	6,86	35,92
Ninety One	NY1	5042	4957	1,71	4,61	14,59
Old Mutual	OMU	1506	1500	0,40	8,19	26,66
Pik N Pay	PIK	5593	5480	2,06	-1,58	11,28
Pepkor	PPH	2050	2014	1,79	-8,89	50,40
Psg	PSG	7300	7327	-0,37	-1,83	21,91
Quilter Plc	QLT	2835	2842	-0,25	-7,56	-7,77
Rbplapts	RBP	7612	7461	2,02	-13,64	16,43
Redefine	RDF	459	450	2,00	9,81	37,84
Remgro	REM	12698	12190	4,17	11,69	32,00
Resilient Reit	RES	5397	5370	0,50	-3,75	27,59
Rand Merchant Inv	RMI	3599	3530	1,95	13,53	12,29
Reinet Investments Sca	RNI	27999	27305	2,54	-1,93	1,59
Sappi	SAP	3636	3608	0,78	-9,10	10,79
Santam	SNT	23418	23778	-1,51	-4,48	-8,09
Spar	SPP	20389	20149	1,19	1,95	7,57
Sirius Real Estate	SRE	2665	2618	1,80	3,78	38,08
Tigebrands	TBS	18125	17900	1,26	-2,39	-12,94
The Foschini Group	TFG	13556	13350	1,54	-11,11	32,50
Thungela Resources	TGA	6103	6185	-1,33	19,18	-70,68
Telkom	TKG	4320	3763	14,80	10,97	40,67
Truworths	TRU	5454	5493	-0,71	-17,04	48,01
Textainer	TXT	46800	46091	1,54	-4,49	64,22
Woolies	WHL	5973	5928	0,76	0,54	51,06

LOCAL EQUITIES | JSE SMALL CAP COMPANIES

COMPANY	CODE	CLOSE	PREVIOUS	1D%	1M%	YTD%
Advtech	ADH	1680	1611	4,28	8,32	76,84
Altron	AEL	1000	1028	-2,72	-0,99	-8,34
Aeci	AFE	10131	10059	0,72	-1,64	16,45
Alexander Forbes	AFH	421	414	1,69	15,03	6,31
Afrimat	AFT	4930	4887	0,88	-12,74	14,60
Arrowhead Prop.	AHB	395	385	2,60	20,06	70,26
African Rainbow Cap.	AIL	384	382	0,52	0,00	-13,90
Adcock Ingram	AIP	4715	4638	1,66	6,29	2,50
Astral	ARL	17300	16624	4,07	21,14	24,01
Attacq	ATT	680	662	2,72	4,13	36,82
Brait	BAT	397	385	3,12	41,28	6,43
Blue Label Telecoms	BLU	528	505	4,55	-8,49	36,79
Bytes Technology	BYI	10709	10426	2,71	4,65	60,55
City Lodge Hotels	CLH	384	384	0,00	-4,95	53,60
Curro	COH	1100	1080	1,85	-0,90	16,03
Cashbuild	CSB	25430	27802	-8,53	-8,79	7,30
Datatec	DTC	3410	3420	-0,29	27,72	38,90
Emira	EMI	873	865	0,92	-11,82	31,08
Epp N.V	EPP	1239	1160	6,81	7,65	19,71
Equites Property Fund	EQU	2070	2030	1,97	4,60	19,17
Famous Brands	FBR	6030	5850	3,08	12,71	23,19
Grindrod	GND	452	440	2,73	-9,05	-10,50
Hci	HCI	6625	6582	0,65	3,71	20,45
Hudaco	HDC	12400	12301	0,80	-1,98	53,09
Hammerson Plc	HMN	656	654	0,31	-4,65	26,15
Hyprop	HYP	2891	2789	3,66	15,18	-2,07
Investec Australia Prop.	IAP	1620	1605	0,93	-4,14	17,82
Investec Prop Fund	IPF	1023	1002	2,10	0,69	12,29
Imperial	IPL	6204	6180	0,39	0,18	66,10
Jse	JSE	10500	10296	1,98	2,44	-6,67
Kap Industrial	KAP	423	445	-4,94	-2,08	33,86
Karoo	KRO	44999	43500	3,45	-16,62	0,00
Psg Konsult	KST	1090	1106	-1,45	-3,11	21,11
Liberty Two Degrees	L2D	440	440	0,00	-8,33	3,53
Long4Life	L4L	429	425	0,94	1,66	30,40
Libstar	LBR	636	610	4,26	-1,40	0,47
Lighthouse Capital	LTE	810	807	0,37	-1,58	18,59
Massmart	MSM	6028	5721	5,37	5,68	43,46
Mas Real Estate Inc	MSP	1797	1756	2,33	-1,59	40,94
Metair	MTA	2885	2885	0,00	15,26	53,87
Motus	MTH	10070	10484	-3,95	16,75	79,82
M&R Hold	MUR	1022	997	2,51	-2,57	28,23
Oceana	OCE	6520	6361	2,50	0,87	1,48
Omnia	OMN	5539	5573	-0,61	7,03	20,18
Pan African Resource	PAN	311	320	-2,81	-5,18	-35,21
Raubex	RBX	3288	3131	5,01	10,15	52,93
Rhodes Food Pty	RFG	1225	1218	0,57	9,38	1,41
Reunert	RLO	4715	4735	-0,42	-6,34	30,25
Sa Corp Real Estate	SAC	221	216	2,31	0,45	27,75
Steinhoff International N	SNH	306	280	9,29	43,66	194,23
Super	SPG	3376	3330	1,38	6,03	44,21
Stor-Age Property Reit	SSS	1358	1335	1,72	1,34	0,22
Stenprop	STP	3638	3610	0,78	3,79	32,44
Sun Int	SUI	1750	1753	-0,17	-6,22	41,36
Transaction Capital	TCP	3744	3840	-2,50	-0,19	50,42
Tsogo Sun Hotels	TGO	300	296	1,35	-4,46	105,48
Tsogo Sun Gaming	TSG	928	943	-1,59	-3,33	81,96
Vukile	VKE	1185	1175	0,85	3,58	48,13
Wbhovco	WBO	11743	11491	2,19	0,74	28,85
Zeder Investments	ZED	306	304	0,66	-1,61	17,24

SOUTH AFRICAN 10-YEAR BOND

2021 v 2020



10-YEAR BOND YIELDS | SELECTED ITEMS (Basis point change)

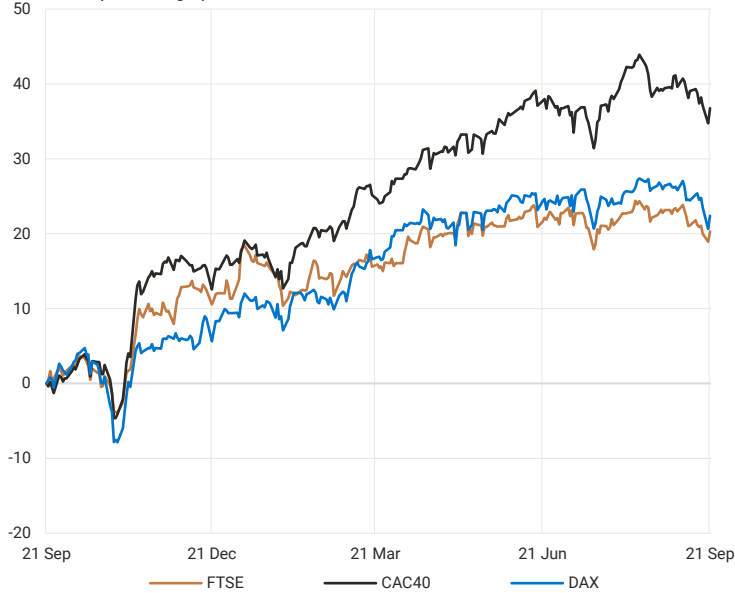
REGION	YIELD	1D%	1M%	YTD%
United States	1,33	1	8	66
United Kingdom	0,81	--	28	60
Germany	-0,32	--	18	19
Japan	0,03	--	3	2
South African 10Y	9,07	2	19	-32

GLOBAL INTEREST RATES | SELECTED ITEMS

REGION	CURRENT RATE
United States	0,00%-0,25%
United Kingdom	0,10%
European	0,00%
SA Repo Rate	3,50%
SA Prime Rate	7,00%

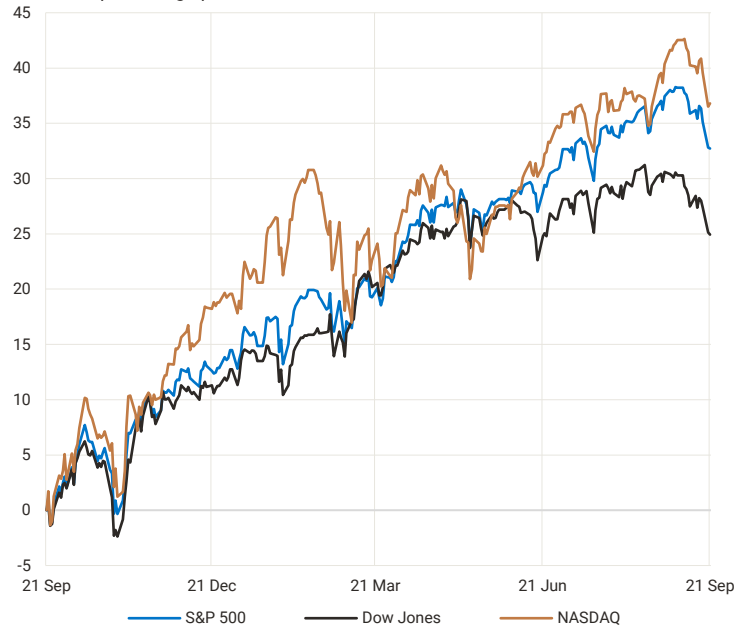
EUROPEAN INDICES

normalised percentage performances



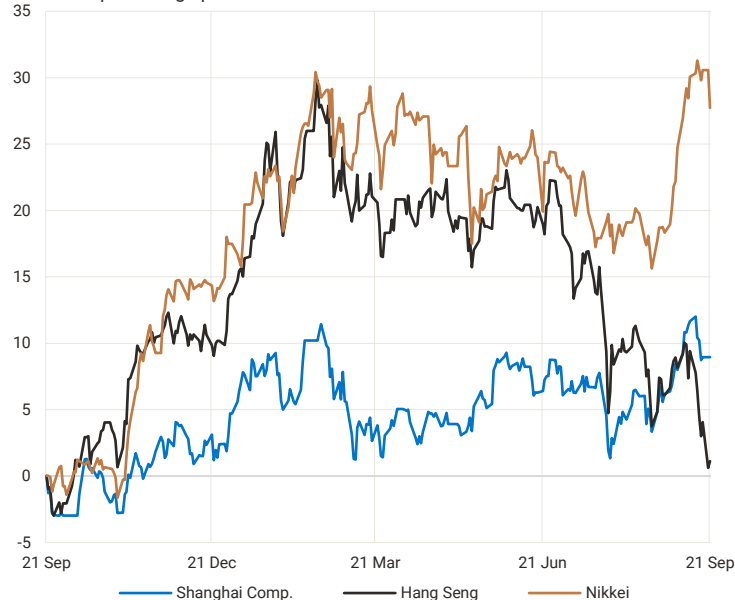
AMERICAN INDICES

normalised percentage performances



ASIAN INDICES

normalised percentage performances



EUROPEAN MARKET COMMENTARY

SELECTED HEADLINES

European stocks closed higher on Tuesday, bouncing back from heightened investor nerves over a Chinese property developer and ahead of a two-day meeting of the U.S. Federal Reserve. The pan-European Stoxx 600 index closed up 1%, led by travel and leisure stocks which climbed 3.2%, as most sectors and major bourses entered positive territory. Oil and gas stocks rose 1.4% amid consumer and business worries over a shortage of natural gas in the region.

EUROPEAN INDICES	CLOSE	PREVIOUS	1D%	5D%	1M%	YTD%
CAC 40	6552,7	6455,8	1,50	-1,51	-1,11	18,04
DAX 30	15348,5	15132,1	1,43	-2,38	-2,91	11,88
FTSE	6981,0	6903,9	1,12	-0,75	-1,51	8,06



AMERICAN MARKET COMMENTARY

SELECTED HEADLINES

U.S. stocks on Tuesday fought to rebound from Monday's rout, but failed as the Dow Jones Industrial average trended lower for most of the session and closed in the red. Investors are looking for more information from Fed Chairman Jerome Powell on Wednesday about the central bank's plans to taper its bond buying, specifically when that will happen. Powell said last month that he sees the Fed slowing its \$120 billion in monthly purchases at some point this year.

AMERICAN INDICES	CLOSE	PREVIOUS	1D%	5D%	1M%	YTD%
Dow Jones	33919,8	33970,5	-0,15	-1,90	-3,42	10,83
Nasdaq	14746,4	14713,9	0,22	-1,94	0,22	14,42
S&P 500	4354,2	4357,7	-0,08	-2,00	-1,97	15,92

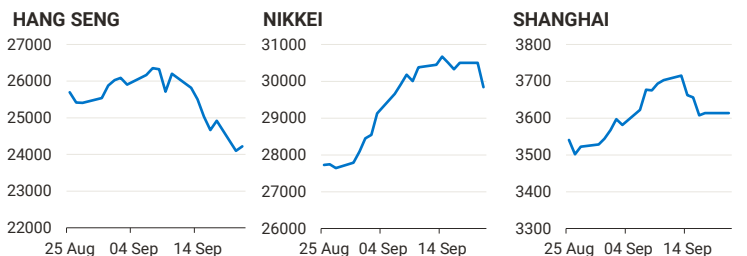


ASIAN MARKET COMMENTARY

SELECTED HEADLINES

Markets in mainland China fell more than 1% on today's open before bouncing back slightly amid the ongoing Evergrande crisis, as markets reopened for trade after a two-day holiday. With global markets selling off earlier this week, investors will be keeping a close watch on the China markets for any fallout surrounding the embattled developer.

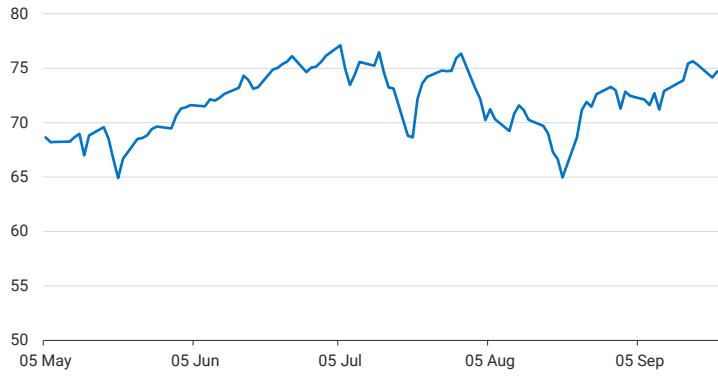
ASIAN INDICES	CLOSE	PREVIOUS	1D%	5D%	1M%	YTD%
Hang Seng	24221,5	24099,1	0,51	-5,02	-2,53	-11,05
Nikkei 225	29839,7	30500,1	-2,17	-2,71	10,46	8,73
Shanghai	3614,0	3614,0	0,00	-1,33	5,45	4,06



## COMMODITIES

### BRENT CRUDE (\$)

last 100 days



### PLATINUM (\$)

last 100 days



### CURRENCY PAIR

CURRENCY PAIR	LAST	CLOSE	% CHG	1D%	1Y%	YTD%
USDZAR	14,8034	14,8389	-0,24	0,35	-11,55	0,98
GBPZAR	20,2056	20,2730	-0,33	0,42	-5,71	0,92
EURZAR	17,3507	17,4010	-0,29	0,38	-11,89	-3,06
AUDZAR	10,7183	10,7310	-0,12	0,10	-11,44	-5,07
EURUSD	1,1721	1,1726	-0,04	0,00	-0,40	-4,02
USDJPY	109,46	109,22	0,22	-0,15	4,37	5,75
GBPUSD	1,3649	1,3659	-0,07	0,01	6,57	-0,05
USDCHF	0,9247	0,9237	0,11	-0,44	1,00	4,34
AUDCAD	0,9266	0,9272	-0,06	-0,29	-3,53	-5,30

### CURRENCY PAIRS

normalised percentage performances



## COMMODITY MARKET COMMENTARY

### SELECTED HEADLINES

Gold prices were flat this morning amid rising uncertainties triggered by China Evergrande's debt crisis and anticipation of policy cues from the U.S. Federal Reserve on its timeline for reducing stimulus for the world's largest economy. Oil prices rose around 1% earlier today, extending overnight gains, after industry data showed U.S. crude stocks fell more than expected last week in the wake of two hurricanes, highlighting tight supply as demand improves.

### COMMODITY

COMMODITY	LAST	CLOSE	% CHG	1D%	1Y%	YTD%
Brent Crude (\$)	75,1	74,7	0,51	0,73	89,98	-3,06
Gold (\$)	1776,4	1774,2	0,13	0,54	-7,21	-5,07
Palladium	1929,0	1907,8	1,11	1,00	-16,31	-4,02
Platinum (\$)	960,0	957,7	0,24	4,74	8,89	5,75
Silver	22,8	22,5	1,26	0,92	-9,01	-0,05

### GOLD (\$)

last 100 days



### SELECTED HEADLINES

The rand fell to more than three-week lows on Tuesday, hurt by subdued risk appetite and after ratings agency Fitch said Africa's most industrialised economy will continue to face challenges as it seeks to stabilise debt. At the close, the rand was trading around R14.84 to the dollar or 0.35% softer. The currency has been hit this week by the fallout especially on emerging markets from Chinese property firm Evergrande's debt debacle, a rout in commodity prices and a stronger dollar.

### USDZAR

last 100 days



### EURUSD

last 100 days

