

GLOBAL OVERVIEW | SELECTED INDICES

SOUTH AFRICAN INDICES	CLOSE	PREVIOUS	1D%	5D%	1M%	YTD%
All Share	64363,7	63784,4	0,91	1,60	-4,85	8,34
Top 40	58022,3	57462,2	0,97	1,90	-5,49	6,70
Financial 15	14644,8	14437,0	1,44	3,32	2,36	21,43
Industrial 25	83246,2	82305,0	1,14	2,15	-0,29	6,86
Resource 10	57216,0	56880,2	0,59	0,45	-15,66	-0,62
Mid Cap	76956,9	76897,7	0,08	0,00	-0,10	19,78
Small Cap	62025,0	61499,0	0,86	0,73	5,78	39,52
Banks	8701,6	8555,4	1,71	3,98	1,29	27,05
General Retailers	7040,3	6875,6	2,40	-4,94	1,40	51,39
Property (J253) - Total R	1546,1	1558,2	-0,78	-1,00	0,79	25,74

AMERICAN INDICES	CLOSE	PREVIOUS	1D%	5D%	1M%	YTD%
Dow Jones	34390,7	34300,0	0,26	0,39	-3,00	12,36
Nasdaq	14512,4	14546,7	-0,24	-2,58	-4,08	12,60
S&P 500	4359,5	4352,6	0,16	-0,82	-3,32	16,06
Dollar Index	94,3	93,8	0,56	0,87	1,70	4,85
US VIX	22,6	23,3	-2,97	8,10	37,64	-0,84

EUROPEAN INDICES	CLOSE	PREVIOUS	1D%	5D%	1M%	YTD%
CAC 40	6560,8	6506,5	0,83	-1,15	-1,81	18,18
DAX 30	15365,3	15248,6	0,77	-0,91	-3,07	12,00
Eurostoxx 50	4080,2	4058,8	0,53	-1,69	-2,64	14,85
FTSE	7108,2	7028,1	1,14	0,35	-0,56	10,02

ASIAN INDICES	CLOSE	PREVIOUS	1D%	5D%	1M%	YTD%
Hang Seng	24663,5	24500,4	0,67	1,82	-2,93	-9,43
Nikkei 225	29544,3	30184,0	-2,12	-0,32	6,89	7,65
Shanghai	3536,3	3602,2	-1,83	-2,54	0,40	1,82

EARLY MORNING INDICATORS	LAST	CLOSE	%CHG	1D%	5D%	YTD%
Tencent	456,4	465,0	-1,85	-1,02	3,33	-17,84
BHP Billiton	5262,0	5256,0	0,11	0,00	-4,44	27,11

INTERNATIONAL ECONOMIC CALENDAR | SELECTED EVENTS

TIME	AREA	TODAY'S EVENTS & RELEASES	PERIOD	EXP.	PREV.
08:00	RSA	M3 Money Supply YoY	Aug	1.9%	1.93%
08:00	RSA	Private Sector Credit YoY	Aug	0,01	0,61%
11:30	RSA	PPI MoM	Aug	---	0,7%
11:30	RSA	PPI YoY	Aug	7.05%	7.1%
14:00	RSA	Balance of Trade	Aug	R39B	R36.97B

TIME	AREA	PREVIOUS SESSION'S RELEASES	PERIOD	EXP.	ACT.
16:00	USD	Pending Home Sales m/m	Aug	1.1%	8.1%
16:30	USD	Crude Oil Inventories	---	-2.5M	4.6M
17:45	EUR	ECB President Lagarde Speaks	---	---	---
17:45	GBP	BOE Gov Bailey Speaks	---	---	---
17:45	USD	Fed Chair Powell Speaks	---	---	---

LOCAL EQUITIES | JSE ALL SHARE COMPANIES

BEST ONE-DAY % PERFORMERS	CODE	CLOSE	1D%	5D%	YTD%
Barloworld	BAW	12150	11,24	20,12	33,37
Allied Electronics Corp A	AEL	1079	6,73	3,06	-1,10
PSG Konsult	KST	1075	5,39	-0,92	19,44
MTN	MTN	14290	5,00	9,37	137,41
Hosken Cons	HCI	6831	4,51	-1,29	24,20
Raubex	RBX	3638	4,21	0,64	69,21
Transaction Capital	TCP	4091	4,07	2,53	64,36

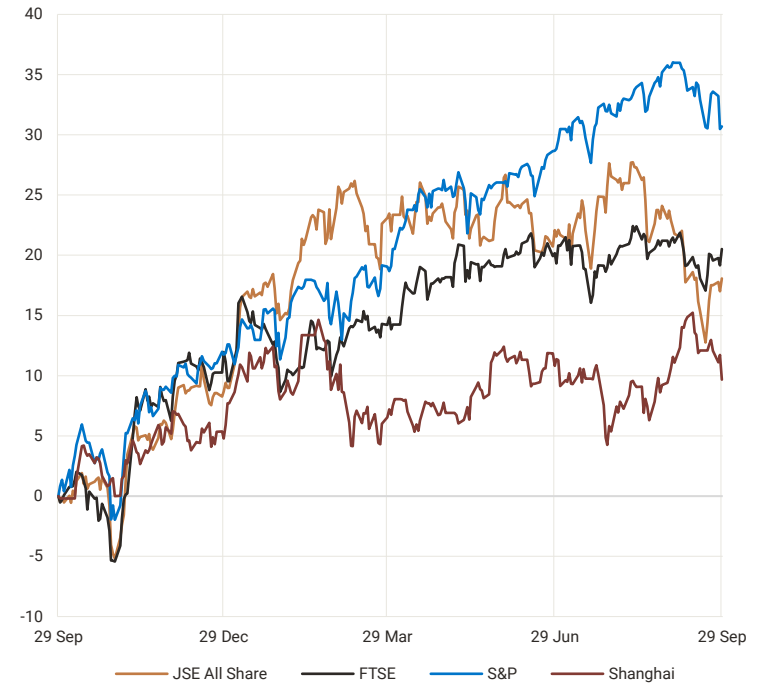
WORST ONE-DAY % PERFORMERS	CODE	CLOSE	1D%	5D%	YTD%
Exxaro Resources	EXX	15700	-10,54	-10,54	13,03
African Rainbow Min	ARI	18450	-10,34	-14,03	-29,56
Vukile Property Fund	VKE	1233	-4,05	-0,24	54,13
Kumba Iron Ore	KIO	48500	-3,00	-7,52	-22,13
Fortress REIT B	FFB	255	-2,67	-1,54	-15,28
DRD Gold	DRD	1207	-2,66	-6,58	-32,83
Harmony GM Co	HAR	4595	-2,55	-4,61	-35,82

DIVIDEND DATA | SELECTED JSE ALL SHARE COMPANIES

COMPANY	CODE	DIVIDEND
Mustek	MST	90 ZARc
Texton Property Fund	TEX	37.47 ZARc
Fairvest Property Holdings	FVT	11.47 ZARc
Transcend Res. Property Fund	TPF	25.21 ZARc

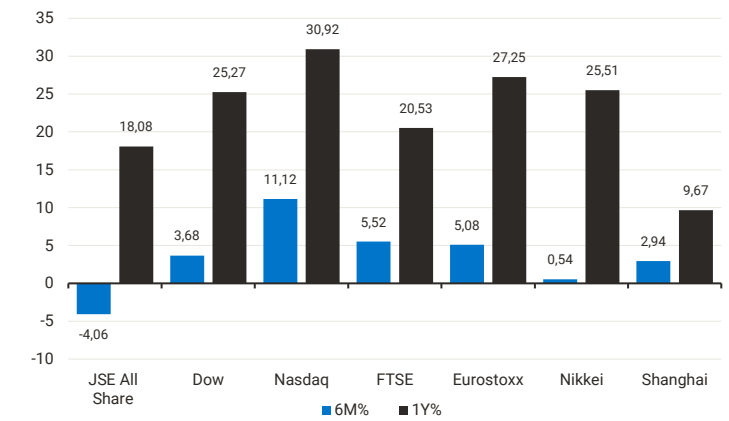
INTERNATIONAL INDICES

normalised percentage performances (in rand terms)



INTERNATIONAL INDICES

6-month & 1-year percentage performances



JSE ALL SHARE INDEX

2020 v 2021



Last date to trade 05 Oct

COMPANY	CLOSE	PREVIOUS	1D%	5D%	1M%	YTD%
Absa Group	15043	14705	2,30	4,92	-4,72	25,50
Anglo	52500	51700	1,55	2,11	-16,47	8,25
Angloplat	126752	129990	-2,49	-7,87	-23,82	-12,17
Anglo Gold Ashanti	22771	22871	-0,44	-0,94	-7,88	-33,52
Anheuser-Busch Inbev	88060	89639	-1,76	2,08	-2,72	-15,25
Bhp Group Plc	38086	37871	0,57	0,74	-18,04	-2,11
Bid Corp	31651	31117	1,72	-1,24	-0,99	20,33
British American Tobacco F	54696	55056	-0,65	1,60	-0,45	0,28
Compagnie Financiere	16040	15752	1,83	2,82	-4,44	22,35
Capitec	187600	188529	-0,49	-0,42	-0,74	30,95
Discovery	13399	13321	0,59	4,68	5,92	-12,73
Firstrand	6452	6296	2,48	5,93	6,08	26,41
Goldfields	11979	12075	-0,80	-4,01	-14,33	-12,92
Glencore Plc	7145	7071	1,05	9,52	5,49	52,57
Implats	16475	16408	0,41	-4,71	-27,10	-18,40
Kumba Iron Ore	48500	50000	-3,00	-7,52	-25,88	-22,13
Mondi Plc	36975	37339	-0,97	-2,12	-10,80	7,76
Mtn Group	14290	13609	5,00	9,37	9,60	137,41
Naspers -N	256500	251100	2,15	5,67	6,77	-23,00
Prosus Nv	123075	122100	0,80	3,75	-1,37	-30,56
Stanbank	14442	14126	2,24	2,91	-1,10	13,64
Shoprite	17830	18052	-1,23	-4,97	0,03	27,36
Sanlam	6320	6252	1,09	0,96	-0,64	7,57
Sasol	27790	27691	0,36	12,52	23,48	107,50
Sibanye Stillwater	4558	4567	-0,20	-8,58	-23,88	-24,03
Vodacom Group	14598	14700	-0,69	-0,01	4,77	17,36

SELECTED HEADLINES

Johannesburg-listed shares rose on Wednesday on investor confidence that China will contain a power crunch and property developer Evergrande's debt problems. The All-share index closed up 0.91% at 64,364 points while the blue-chip Top-40 index ended up 0.97% at 58,022 points. The stock market was lifted by local economy-driven stocks such as financials as well as miners, but listed property shares posted losses.

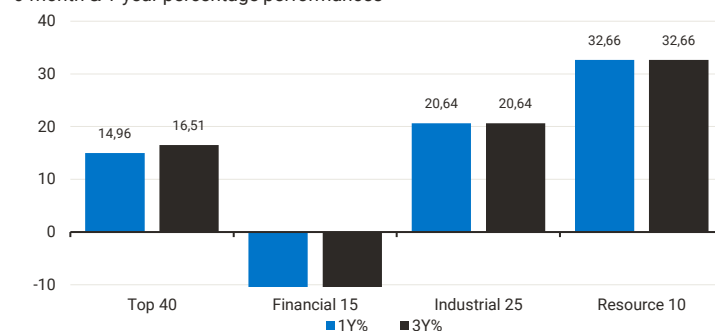
JSE TOP 40 INDEX

last 100 days



INTERNATIONAL INDICES

6-month & 1-year percentage performances



EXPECTED COMPANY REPORTING SCHEDULE

COMPANY	CODE	RELEASE	DATE
Ascendis Health	ASC	Final	30 Sep
TeleMasters	TML	Final	30 Sep
Capitec	CPI	Interim	30 Sep
Wescoal	WSL	AGM	05 Oct
Zeder	ZED	Interim	07 Oct

BANK & OTHER SELECTED PREFERENCE SHARES

ISSUER	CODE	CLOSE	CLEAN YIELD	APPROX. NEXT LDT
Nedbank	NBKP	905	7,80	15 Sep '21
Investec Bank	INLP	7950	8,18	08 Dec '21
Investec Limited	INPR	7260	8,19	08 Dec '21
Standard Bank	SBPP	7450	7,85	08 Sep '21
Firstrand Bank	FSRP	7395	7,60	16 Feb '22
Absa	ABSP	67001	8,15	15 Sep '21
Capitec	CPIP	10698	6,35	15 Sep '21
Grindrod	GNDP	7400	8,80	21 Sep '21
Netcare	NTCP	7720	8,26	03 Nov '21
Discovery	DSBP	8799	8,53	21 Sep '21
Invicta	IVTP	8000	9,84	24 Nov '21

SENS ANNOUNCEMENTS

SELECTED RELEASES

Government must 'bite the bullet' and make a decision on e-tolls, says Sanral CEO
 Sanral CEO Skhumbuzo Macozoma has called on the government to "bite the bullet" and take a decision on the e-toll scheme on the Gauteng Freeway Improvement Project (GFIP). "There are no easy answers. All the options we have presented to government have very significant financial implications and I think we must just make a decision," Macozoma said at the Consulting Engineers South Africa (Cesa) Infrastructure Indaba on Wednesday. "Bite the bullet and do so. There is not going to be an answer that is not going to affect South Africans in the pocket, including cancellation. "Cancellation in fact is the most expensive of the options that are on the table. So it's a complex decision but it must be made. It's not assisting that we [Sanral] don't have a decision," he said. Macozoma's comments follow Transport Minister Fikile Mbalula telling parliament on Wednesday the date for an announcement on the future of e-tolls in Gauteng cannot be determined at this stage and the Organisation Undoing Tax Abuse (Outa) suggesting the reason the government has been unable to take a decision on the future of e-tolls could be related to corruption or the allocation of funds to areas where these should not be going.

Embezzled health funds dent SA's anti-graft stance

South African President Cyril Ramaphosa's bid to clean up the government took a knock after a probe found his ex-health minister may have acted unlawfully. The Special Investigating Unit, a law enforcement agency, stopped short of specifying that Zweli Mkhize should be criminally prosecuted but was nonetheless damning about his role in the awarding of a R150 million contract to close associates. "At best, this conduct on the part of the minister as improper and at worst, the conduct of the minister was unlawful," the unit said. The findings are a blow to Ramaphosa, who took over in 2018 pledging an end to the corruption-tainted tenure of Jacob Zuma. They also confirm reports that the Department of Health allowed funds to be stolen during the Covid-19 pandemic, when budgets were being maxed out on preparing hospitals and buying medical equipment. Mkhize, an ally of Ramaphosa's, has fallen from grace after being lauded for his role in steering the government's initial response to the coronavirus. A one-time presidential hopeful, he was forced to resign in August after details of the fraudulent tender caused a national uproar.

LOCAL EQUITIES | JSE MID CAP COMPANIES

COMPANY	CODE	CLOSE	PREVIOUS	1D%	1M%	YTD%
Aspen	APN	27000	27446	-1,63	40,39	115,36
African Rainbow	ARI	18450	20578	-10,34	-28,97	-29,56
Avi	AVI	8550	8700	-1,72	13,25	16,77
Barworld	BAW	12150	10922	11,24	12,42	33,37
Bidvest Group	BVT	19156	19267	-0,58	-4,70	22,00
Capco	CCO	3472	3507	-1,00	-0,88	21,57
Clicks Group	CLS	28270	28150	0,43	-5,95	11,89
Coronation	CML	5160	5116	0,86	4,41	19,53
Dis-Chem	DCP	2879	2872	0,24	-6,01	37,03
Distell Group	DGH	18834	18367	2,54	9,82	98,17
Drdgold	DRD	1207	1240	-2,66	-13,29	-32,83
Exxaro Resources	EXX	15700	17550	-10,54	-13,07	13,03
Fortress Reit A	FFA	1365	1378	-0,94	-13,99	0,00
Fortress Reit B	FFB	255	262	-2,67	-13,56	-15,28
Growthpoint	GRT	1430	1444	-0,97	-4,98	13,76
Harmony Gold	HAR	4595	4715	-2,55	-17,99	-35,82
Inv	INL	6528	6425	1,60	7,46	78,17
Investecp	INP	6465	6473	-0,12	6,31	71,71
Italtile	ITE	1590	1570	1,27	-5,92	7,43
Libhold	LBH	9403	9287	1,25	2,21	51,71
Life Healthcare	LHC	2273	2328	-2,36	-6,58	35,14
Multichoice Group	MCG	11488	11548	-0,52	0,75	-14,27
Mediclinic Int.	MEI	6330	6329	0,02	0,03	11,17
Montauk Renewables	MKR	17100	16473	3,81	41,32	27,61
Mr Price Group	MRP	19273	19425	-0,78	-11,96	12,94
Momentum	MTM	2067	2045	1,08	6,05	31,15
Ninety One Plc	N91	5140	5127	0,25	2,04	12,69
Nedbank	NED	17400	17021	2,23	-3,54	34,38
Northam Platinum	NHM	17207	17050	0,92	-15,18	-17,88
Nepi Rockcastle Plc	NRP	10499	10500	-0,01	-0,25	12,29
Netcare	NTC	1612	1613	-0,06	-0,37	28,96
Ninety One	NY1	4969	4934	0,71	2,24	12,93
Old Mutual	OMU	1650	1619	1,91	13,09	38,77
Pik N Pay	PIK	5622	5535	1,57	-3,32	11,86
Pepkor	PPH	2133	2077	2,70	-4,35	56,49
Psg	PSG	7299	7424	-1,68	-1,62	21,89
Quilter Plc	QLT	2915	2894	0,73	-3,86	-5,17
Rbplapts	RBP	7380	7298	1,12	-18,15	12,88
Redefine	RDF	455	458	-0,66	6,31	36,64
Remgro	REM	13567	13228	2,56	13,50	41,03
Resilient Reit	RES	5525	5549	-0,43	-0,45	30,61
Rand Merchant Inv	RMI	3684	3652	0,88	17,10	14,95
Reinet Investments Sca	RNI	28924	28842	0,28	2,57	4,95
Sappi	SAP	4000	3979	0,53	-5,59	21,88
Santam	SNT	24369	24169	0,83	-2,09	-4,35
Spar	SPP	19544	19737	-0,98	-3,54	3,11
Sirius Real Estate	SRE	2643	2695	-1,93	5,05	36,94
Tigebrands	TBS	18200	18140	0,33	-0,95	-12,58
The Foschini Group	TFG	13663	13377	2,14	-7,68	33,55
Thungela Resources	TGA	8809	7916	11,28	50,84	-57,69
Telkom	TKG	4479	4413	1,50	17,07	45,85
Truworths	TRU	5517	5309	3,92	-14,35	49,72
Textainer	TXT	55737	53976	3,26	13,42	95,58
Woolies	WHL	5816	5776	0,69	-8,83	47,09

LOCAL EQUITIES | JSE SMALL CAP COMPANIES

COMPANY	CODE	CLOSE	PREVIOUS	1D%	1M%	YTD%
Advtech	ADH	1630	1584	2,90	-0,55	71,58
Altron	AEL	1079	1011	6,73	4,76	-1,10
Aeci	AFE	10489	10559	-0,66	4,89	20,56
Alexander Forbes	AFH	419	418	0,24	6,89	5,81
Afrimat	AFT	4827	4750	1,62	-16,23	12,20
Arrowhead Prop.	AHB	396	400	-1,00	20,00	70,69
African Rainbow Cap.	AIL	400	391	2,30	2,30	-10,31
Adcock Ingram	AIP	4665	4630	0,76	2,69	1,41
Astral	ARL	17100	16851	1,48	15,03	22,58
Attacq	ATT	670	682	-1,76	-7,97	34,81
Brait	BAT	410	398	3,02	42,86	9,92
Blue Label Telecoms	BLU	554	559	-0,89	-2,64	43,52
Bytes Technology	BYI	10441	10271	1,66	-0,63	56,54
City Lodge Hotels	CLH	397	395	0,51	-3,87	58,80
Curro	COH	1200	1190	0,84	8,01	26,58
Cashbuild	CSB	25597	25694	-0,38	-8,38	8,00
Datatec	DTC	3595	3530	1,84	20,56	46,44
Emira	EMI	891	894	-0,34	-10,72	33,78
Epp N.V	EPP	1275	1275	0,00	6,96	23,19
Equites Property Fund	EQU	2053	2058	-0,24	1,53	18,19
Famous Brands	FBR	5850	5775	1,30	8,19	19,51
Grindrod	GND	477	475	0,42	-4,41	-5,54
Hci	HCI	6831	6536	4,51	5,09	24,20
Hudaco	HDC	12589	12400	1,52	-0,60	55,42
Hammerson Plc	HMN	678	690	-1,74	-5,70	30,38
Hyprop	HYP	3224	3284	-1,83	23,38	9,21
Investec Australia Prop.	IAP	1681	1677	0,24	1,88	22,25
Investec Prop Fund	IPF	1066	1078	-1,11	-3,96	17,01
Imperial	IPL	6200	6202	-0,03	-0,74	66,00
Jse	JSE	10531	10415	1,11	-0,07	-6,39
Kap Industrial	KAP	483	471	2,55	8,78	52,85
Karoo	KRO	43999	43001	2,32	-13,58	0,00
Psg Konsult	KST	1075	1020	5,39	-6,52	19,44
Liberty Two Degrees	L2D	437	440	-0,68	-5,62	2,82
Long4Life	L4L	439	430	2,09	4,52	33,43
Libstar	LBR	615	609	0,99	-4,50	-2,84
Lighthouse Capital	LTE	838	838	0,00	-0,83	22,69
Massmart	MSM	6248	6300	-0,83	14,10	48,69
Mas Real Estate Inc	MSP	1803	1826	-1,26	-2,28	41,41
Metair	MTA	2921	2876	1,56	7,23	55,79
Motus	MTH	9915	10102	-1,85	11,13	77,05
M&R Hold	MUR	1196	1159	3,19	15,44	50,06
Oceana	OCE	6855	6750	1,56	0,19	6,69
Omnia	OMN	5950	5801	2,57	13,77	29,10
Pan African Resource	PAN	318	315	0,95	-2,15	-33,75
Raubex	RBX	3638	3491	4,21	28,42	69,21
Rhodes Food Pty	RFG	1250	1225	2,04	2,54	3,48
Reunert	RLO	4891	4900	-0,18	-2,63	35,11
Sa Corp Real Estate	SAC	220	220	0,00	0,92	27,17
Steinhoff International N	SNH	325	328	-0,91	36,55	212,50
Super	SPG	3678	3700	-0,59	20,59	57,11
Stor-Age Property Reit	SSS	1380	1381	-0,07	0,44	1,85
Stenprop	STP	3799	3652	4,03	6,47	38,30
Sun Int	SUI	1977	1930	2,44	9,17	59,69
Transaction Capital	TCP	4091	3931	4,07	9,09	64,36
Tsogo Sun Hotels	TGO	306	306	0,00	-1,29	109,59
Tsogo Sun Gaming	TSG	950	958	-0,84	-2,96	86,27
Vukile	VKE	1233	1285	-4,05	6,75	54,13
Wbhovco	WBO	11775	11500	2,39	-1,41	29,20
Zeder Investments	ZED	311	301	3,32	0,00	19,16

SOUTH AFRICAN 10-YEAR BOND

2021 v 2020



10-YEAR BOND YIELDS | SELECTED ITEMS (Basis point change)

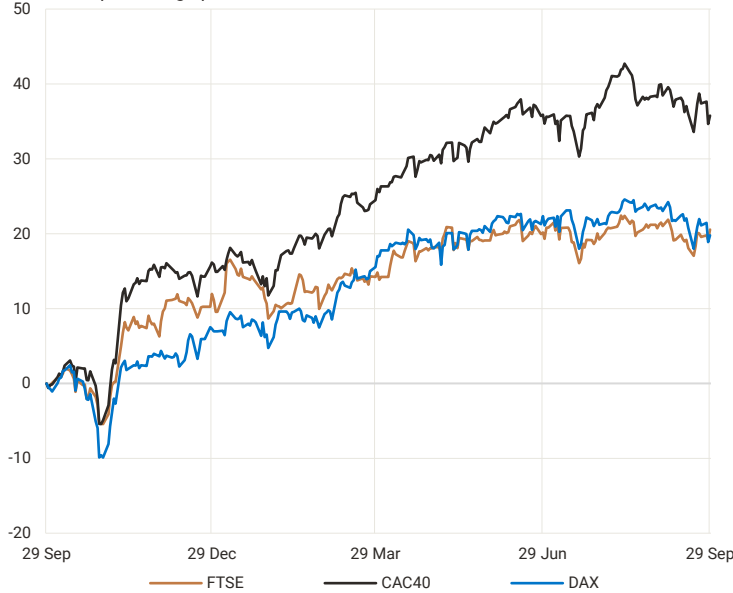
REGION	YIELD	1D%	1M%	YTD%
United States	1,51	-1	21	86
United Kingdom	0,99	--	28	76
Germany	-0,21	--	17	31
Japan	0,06	--	5	6
South African 10Y	9,27	-4	51	-18

GLOBAL INTEREST RATES | SELECTED ITEMS

REGION	CURRENT RATE
United States	0,00%-0,25%
United Kingdom	0,10%
European	0,00%
SA Repo Rate	3,50%
SA Prime Rate	7,00%

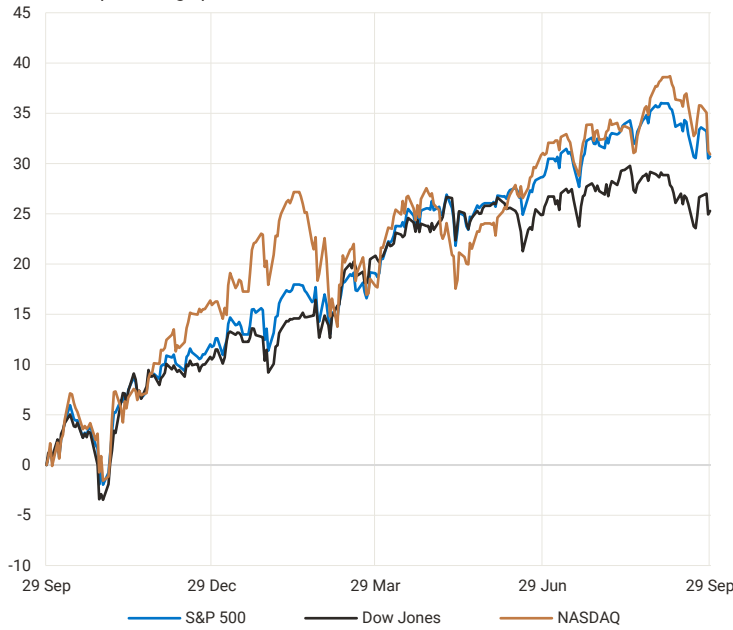
EUROPEAN INDICES

normalised percentage performances



AMERICAN INDICES

normalised percentage performances



ASIAN INDICES

normalised percentage performances



EUROPEAN MARKET COMMENTARY

SELECTED HEADLINES

European stocks closed higher on Wednesday, looking to shrug off market nerves after rising U.S. bond yields led to a sell-off in the previous session. The pan-European Stoxx 600 provisionally closed up 0.7%, after losing as much as 2% Tuesday. Autos added 1.6% to lead gains as most sectors and major bourses swung into positive territory. European investors are closely watching movements in the U.S. bond market after the benchmark 10-year Treasury yield touched a high of 1.567%, prompting tech shares to lead the broader markets lower.

EUROPEAN INDICES	CLOSE	PREVIOUS	1D%	5D%	1M%	YTD%
CAC 40	6560,8	6506,5	0,83	-1,15	-1,81	18,18
DAX 30	15365,3	15248,6	0,77	-0,91	-3,07	12,00
FTSE	7108,2	7028,1	1,14	0,35	-0,56	10,02



AMERICAN MARKET COMMENTARY

SELECTED HEADLINES

The S&P 500 and the Dow Jones Industrial Average rose slightly on Wednesday, but the technology sector struggled again as the 10-year Treasury yield traded volatily. The 10-year Treasury yield eased on Wednesday morning to trade below 1.5% but bounced back toward 1.54% in afternoon trading. The benchmark yield rose as high as 1.56%. Tech stocks, which were hit hardest during Tuesday's market rout, struggled to maintain a rebound on Wednesday.

AMERICAN INDICES	CLOSE	PREVIOUS	1D%	5D%	1M%	YTD%
Dow Jones	34390,7	34300,0	0,26	0,39	-3,00	12,36
Nasdaq	14512,4	14546,7	-0,24	-2,58	-4,08	12,60
S&P 500	4359,5	4352,6	0,16	-0,82	-3,32	16,06



ASIAN MARKET COMMENTARY

SELECTED HEADLINES

Shares in Asia-Pacific traded mixed this morning as investors reacted to the release of Chinese factory activity data for September. China's official manufacturing Purchasing Managers' Index for September came in at 49.6, below expectations for a reading of 50.1 by analysts in a Reuters poll. Meanwhile, a private survey on Chinese factory activity in September came in above expectations, with the Caixin/Markit manufacturing PMI for the month rising to 50 for the month as compared with August's reading 49.2.

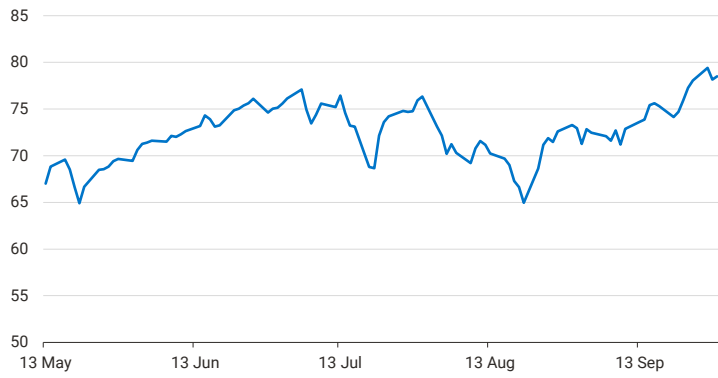
ASIAN INDICES	CLOSE	PREVIOUS	1D%	5D%	1M%	YTD%
Hang Seng	24663,5	24500,4	0,67	1,82	-2,93	-9,43
Nikkei 225	29544,3	30184,0	-2,12	-0,32	6,89	7,65
Shanghai	3536,3	3602,2	-1,83	-2,54	0,40	1,82



COMMODITIES

BRENT CRUDE (\$)

last 100 days



PLATINUM (\$)

last 100 days



CURRENCY PAIR	LAST	CLOSE	% CHG	1D%	1Y%	YTD%
USDZAR	15,1404	15,1772	-0,24	0,45	-10,49	3,29
GBPZAR	20,3648	20,3923	-0,14	-0,28	-6,46	1,52
EURZAR	17,5685	17,6098	-0,23	-0,23	-11,56	-1,90
AUDZAR	10,9027	10,8956	0,06	-0,37	-9,89	-3,62
EURUSD	1,1602	1,1598	0,04	-0,74	-1,24	-5,06
USDJPY	111,98	111,96	0,02	0,41	5,94	8,40
GBPUSD	1,3449	1,3427	0,16	-0,81	4,45	-1,75
USDCHF	0,9336	0,9345	-0,09	0,57	1,65	5,56
AUDCAD	0,9171	0,9155	0,17	-0,32	-4,12	-6,49

CURRENCY PAIRS

normalised percentage performances



COMMODITY MARKET COMMENTARY

SELECTED HEADLINES

Gold prices inched up this morning but hovered near a seven-week low, constrained by a strong dollar and expectations of the U.S. Federal Reserve winding down stimulus measures soon. Meanwhile, oil prices fell earlier today, extending losses after official figures showed an unexpected rise in inventories in the United States although prices seem to have stabilised following a recent run of gains. U.S. oil and fuel stockpiles increased last week, the U.S. Energy Department's Energy Information Administration (EIA) said on Wednesday.

COMMODITY	LAST	CLOSE	% CHG	1D%	1Y%	YTD%
Brent Crude (\$)	78,4	78,5	-0,15	0,45	99,80	-1,90
Gold (\$)	1731,6	1726,5	0,30	-0,41	-8,98	-3,62
Palladium	1881,4	1867,0	0,77	-0,67	-19,39	-5,06
Platinum (\$)	960,4	953,8	0,70	-1,48	8,01	8,40
Silver	21,5	21,5	0,07	-4,13	-10,84	-1,75

GOLD (\$)

last 100 days



SELECTED HEADLINES

The rand dropped on Wednesday as the dollar advanced on increased expectations that the U.S. Federal Reserve will tighten monetary policy. At the end of the session, the rand was 0.45% softer versus the dollar as it traded around the R14.18 mark. There will be a flurry of domestic economic data releases today, including August credit numbers, producer price inflation and trade figures.

USDZAR

last 100 days



EURUSD

last 100 days

