

GLOBAL OVERVIEW | SELECTED INDICES

SOUTH AFRICAN INDICES	CLOSE	PREVIOUS	1D%	5D%	1M%	YTD%
All Share	64129,0	63661,0	0,74	-0,11	-3,38	7,95
Top 40	57755,0	57265,6	0,85	-0,05	-3,91	6,21
Financial 15	14411,9	14588,5	-1,21	1,16	1,33	19,50
Industrial 25	81428,3	81116,0	0,39	-1,76	-2,56	4,53
Resource 10	58651,2	57212,3	2,51	1,57	-8,21	1,87
Mid Cap	76375,3	76944,3	-0,74	-1,14	0,05	18,87
Small Cap	62798,6	62624,9	0,28	0,88	5,04	41,26
Banks	8497,6	8613,4	-1,34	1,33	-0,06	24,07
General Retailers	6840,9	7026,7	-2,64	-7,00	-3,84	47,10
Property (J253) - Total R	1518,0	1534,6	-1,08	-3,54	-0,85	23,45

AMERICAN INDICES	CLOSE	PREVIOUS	1D%	5D%	1M%	YTD%
Dow Jones	34002,9	34326,5	-0,94	-2,48	-3,86	11,10
Nasdaq	14255,5	14566,7	-2,14	-4,77	-7,21	10,61
S&P 500	4300,5	4357,0	-1,30	-3,21	-5,18	14,49
Dollar Index	93,9	94,1	-0,15	0,58	1,96	4,48
US VIX	23,0	21,2	8,56	22,39	39,91	0,92

EUROPEAN INDICES	CLOSE	PREVIOUS	1D%	5D%	1M%	YTD%
CAC 40	6477,7	6517,7	-0,61	-2,60	-3,17	16,68
DAX 30	15036,6	15156,4	-0,79	-3,45	-4,72	9,61
Eurostoxx 50	3996,4	4035,3	-0,96	-4,06	-4,76	12,49
FTSE	7011,0	7027,1	-0,23	-0,74	-1,78	8,52

ASIAN INDICES	CLOSE	PREVIOUS	1D%	5D%	1M%	YTD%
Hang Seng	24036,4	24575,6	-2,19	-0,71	-7,20	-11,73
Nikkei 225	28444,9	28771,1	-1,13	-5,94	-2,35	3,65
Shanghai	3568,2	3568,2	0,00	-0,41	-0,38	2,74

EARLY MORNING INDICATORS	LAST	CLOSE	%CHG	1D%	5D%	YTD%
Tencent	450,8	457,0	-1,36	-0,95	-1,64	-19,26
BHP Billiton	5336,0	5336,0	0,00	-0,35	-3,11	29,04

INTERNATIONAL ECONOMIC CALENDAR | SELECTED EVENTS

TIME	AREA	TODAY'S EVENTS & RELEASES	PERIOD	EXP.	PREV.
09:15	RSA	IHS Markit PMI	Sep	49.7	49.9
10:00	EUR	Final Services PMI	Sep	56.3	56.3
10:30	GBP	Final Services PMI	Sep	54.6	54.6
16:00	USD	ISM Services PMI	Sep	59.9	61.7
17:00	EUR	ECB President Lagarde Speaks	---	---	---

TIME	AREA	PREVIOUS SESSION'S RELEASES	PERIOD	EXP.	ACT.
09:00	EUR	Spanish Unemployment Change	Sep	---	-76.1K
10:30	EUR	Sentix Investor Confidence	Oct	18.5	16.9
16:00	USD	Factory Orders m/m	Aug	1.1%	1.2%
AD	EUR	Eurogroup Meetings	---	---	---
AD	All	OPEC Meetings	---	---	---

LOCAL EQUITIES | JSE ALL SHARE COMPANIES

BEST ONE-DAY % PERFORMERS	CODE	CLOSE	1D%	5D%	YTD%
City Lodge Hotels	CLH	475	13,37	18,75	90,00
Sun International	SUI	2238	8,27	14,18	80,78
Hosken Cons	HCI	7950	7,43	16,40	44,55
Tsogo Sun Hotels	TGO	342	6,88	8,92	134,25
Sasol	SOL	29450	6,74	12,05	119,89
Anglogold Ashanti	ANG	25094	5,66	9,59	-26,74
Tsogo Sun Gaming	TSG	1130	5,61	18,70	121,57

WORST ONE-DAY % PERFORMERS	CODE	CLOSE	1D%	5D%	YTD%
Aspen Pharmacare	APN	25502	-5,72	-1,82	103,41
African Rainbow Cap	AIL	370	-5,13	-7,50	-17,04
ADvTECH	ADH	1556	-3,83	-10,32	63,79
Barloworld	BAW	12035	-3,51	14,67	32,11
EPP N.V.	EPP	1190	-3,25	-9,16	14,98
Rand Merchant	RMI	3687	-2,97	1,51	15,04
Old Mutual	OMU	1645	-2,89	3,26	38,35

DIVIDEND DATA | SELECTED JSE ALL SHARE COMPANIES

COMPANY	CODE	DIVIDEND
Mustek	MST	90 ZARc
Texton Property Fund	TEX	37.47 ZARc
Fairvest Property Holdings	FVT	11.47 ZARc
Transcend Res. Property Fund	TPF	25.21 ZARc

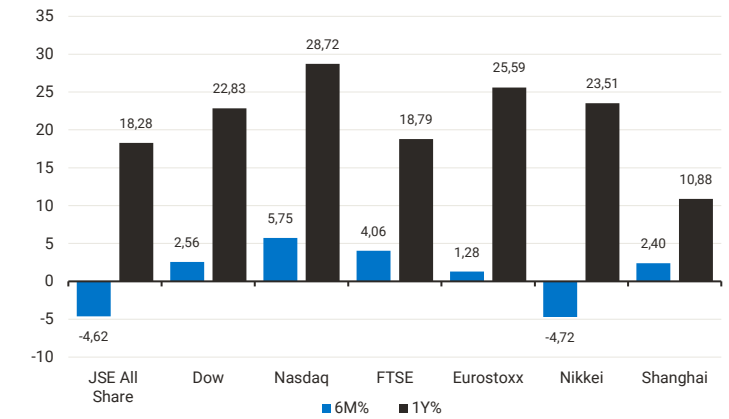
INTERNATIONAL INDICES

normalised percentage performances (in rand terms)



INTERNATIONAL INDICES

6-month & 1-year percentage performances



JSE ALL SHARE INDEX

2020 v 2021



Last date to trade 05 Oct

COMPANY	CLOSE	PREVIOUS	1D%	5D%	1M%	YTD%
Absa Group	15129	15324	-1,27	7,09	-0,12	26,22
Anglo	53271	52925	0,65	0,60	-13,03	9,84
Angloplat	133350	130364	2,29	0,21	-15,07	-7,60
Anglo Gold Ashanti	25094	23749	5,66	9,59	1,97	-26,74
Anheuser-Busch Inbev	85181	83993	1,41	-3,97	-0,53	-18,02
Bhp Group Plc	38049	37220	2,23	-1,45	-9,27	-2,20
Bid Corp	30800	30927	-0,41	-0,96	-1,53	17,10
British American Tobacco F	52616	51300	2,57	-3,96	-1,76	-3,54
Compagnie Financiere	16119	15751	2,34	0,35	1,46	22,95
Capitec	175573	179000	-1,91	-7,10	-4,58	22,55
Discovery	13512	13600	-0,65	3,87	10,58	-12,00
Firstrand	6304	6415	-1,73	2,97	2,20	23,51
Goldfields	12626	12220	3,32	3,02	-6,23	-8,22
Glencore Plc	7311	7084	3,20	5,56	10,84	56,12
Implats	17609	17073	3,14	3,12	-15,33	-12,78
Kumba Iron Ore	48718	47709	2,11	-5,40	-24,02	-21,78
Mondi Plc	36987	36490	1,36	-2,07	-8,81	7,80
Mtn Group	13726	13776	-0,36	-1,18	5,63	128,04
Naspers -N	246796	246797	0,00	-0,73	-3,97	-25,92
Prosus Nv	115708	117003	-1,11	-5,41	-11,64	-34,72
Stanbank	14163	14300	-0,96	2,64	-2,06	11,45
Shoprite	17911	17689	1,26	-1,74	-1,91	27,94
Sanlam	6439	6443	-0,06	2,61	1,43	9,60
Sasol	29450	27591	6,74	12,05	33,15	119,89
Sibanye Stillwater	4735	4569	3,63	0,74	-16,43	-21,08
Vodacom Group	14157	14202	-0,32	-6,21	1,36	13,81

SELECTED HEADLINES

Shares listed on the Johannesburg Stock Exchange (JSE) started the week with gains, as hospitality and mining stocks pulled the main indices higher. The FTSE/JSE All-share index rose by 0.74% to end at 64,129 points and the FTSE/JSE Top-40 companies' index ended up 0.85% to 57,755 points. Hotel chains City Lodge and Sun International surged by over 13% and 8%, respectively, after a weekend news report said Britain was planning to drop South Africa from its "red list" of countries requiring arrivals to quarantine in a government-designated hotel.

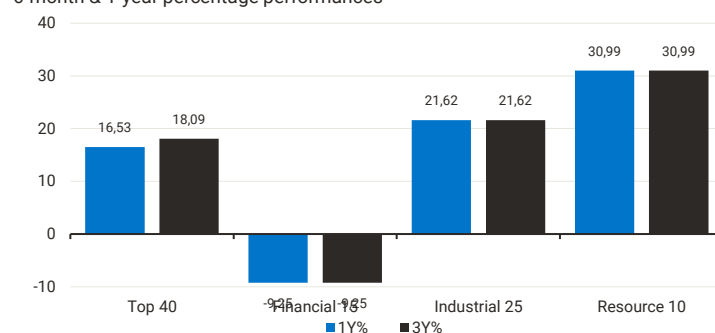
JSE TOP 40 INDEX

last 100 days



INTERNATIONAL INDICES

6-month & 1-year percentage performances



EXPECTED COMPANY REPORTING SCHEDULE

COMPANY	CODE	RELEASE	DATE
Wescoal	WSL	AGM	05 Oct
Zeder	ZED	Interim	07 Oct
PSG Konsult	KST	Interim	07 Oct
Equites Property Fund	EQU	Interim	12 Oct
Impala Platinum	IMP	AGM	13 Oct

BANK & OTHER SELECTED PREFERENCE SHARES

ISSUER	CODE	CLOSE	CLEAN YIELD	APPROX. NEXT LDT
Nedbank	NBKP	890	7,81	15 Sep '21
Investec Bank	INLP	8000	8,19	08 Dec '21
Investec Limited	INPR	7400	8,20	08 Dec '21
Standard Bank	SBPP	7410	7,86	08 Sep '21
Firstrand Bank	FSRP	7440	7,61	16 Feb '22
Absa	ABSP	67500	8,16	15 Sep '21
Capitec	CPIP	10698	6,36	15 Sep '21
Grindrod	GNDP	7350	8,81	21 Sep '21
Netcare	NTCP	7720	8,27	03 Nov '21
Discovery	DSBP	8401	8,54	21 Sep '21
Invicta	IVTP	8015	9,85	24 Nov '21

SENS ANNOUNCEMENTS

SELECTED RELEASES

Ascendis falls 4.5% as recapitalisation gets shareholder approval

The share price of embattled health and wellness company Ascendis Health fell just over 4.5% on the JSE on Monday. This was after the debt-laden small-cap announced it had secured majority shareholder approval at its AGM for an urgently needed recapitalisation to get it out of a R7.7 billion debt pile. Despite the stock's weakening on the back of an expected dilutionary effect of the equity raise on current shareholders, executives talked up the strong support for the move as a 'vote of confidence' in a new-fangled firm.

"Ascendis Health shareholders today voted overwhelmingly in favour of the proposed group recapitalisation, paving the way for the implementation of the transaction to settle debt of approximately €444 million [R7.7 billion] owed to senior lenders," the group noted in a media statement. "A total of 98.5% of shareholders voted in favour of the recapitalisation, exceeding the required 75% threshold. "Shareholders representing over 47% of the company's issued shares voted at the general meeting.

Move | -4.55% Open | 65c Close | 63c High | 68c Low | 62c

Class action looms over claims Telkom routinely overcharged clients for insurance

A class action suit has been filed in the Gauteng High Court against Telkom and its insurance provider Mutual & Federal Risk Financing, which is part of the Old Mutual group, over claims that Telkom clients were routinely overcharged for insurance. One of the claimants, Nozipho Mkubu, signed up as a Telkom Mobile client in October 2019 and agreed to a monthly charge of R132.45. When the full policy documents were provided, the insurance amount had been bumped up to R151 a month. When the Telkom invoice arrived, the amount charged was R152.32, a still higher overcharge of nearly R20 a month. This may seem like a rather trivial oversight – and Mutual & Federal Risk Financing admits there was an overcharge due to a system error and affected clients are being reimbursed – but the figures could run into hundreds of millions of rands if the overcharge was applied to all Telkom Mobile customers, according to Gareth Miller, the driving force behind the class action suit. As we have argued in our court papers, this is a system error, whether intentional or otherwise, that runs much deeper than is being admitted. We don't want to be brushed off with a dismissive comment that it only happened to a few customers and they are being repaid. We want full transparency and recompense from Telkom and its insurer, Mutual & Federal." The applicants want an independent auditor to assess the extent of the overcharge, which Miller says could involve more than 100 000 customers.

LOCAL EQUITIES | JSE MID CAP COMPANIES

COMPANY	CODE	CLOSE	PREVIOUS	1D%	1M%	YTD%
Aspen	APN	25502	27049	-5,72	30,09	103,41
African Rainbow	ARI	18716	18762	-0,25	-23,86	-28,54
Avi	AVI	8466	8410	0,67	11,91	15,62
Barworld	BAW	12035	12473	-3,51	16,00	32,11
Bidvest Group	BVT	19010	19479	-2,41	-4,54	21,07
Capco	CCO	3325	3378	-1,57	-5,49	16,42
Clicks Group	CLS	27275	27200	0,28	-9,58	7,95
Coronation	CML	5055	5100	-0,88	2,62	17,10
Dis-Chem	DCP	2942	2900	1,45	-1,84	40,03
Distell Group	DGH	18850	18900	-0,26	4,72	98,34
Drdgold	DRD	1250	1212	3,14	-9,75	-30,44
Exxaro Resources	EXX	16481	16250	1,42	-11,42	18,65
Fortress Reit A	FFA	1372	1351	1,55	-11,02	0,51
Fortress Reit B	FFB	260	254	2,36	-4,76	-13,62
Growthpoint	GRT	1381	1410	-2,06	-8,24	9,86
Harmony Gold	HAR	4779	4663	2,49	-5,03	-33,25
Inv	INL	6529	6552	-0,35	11,95	78,19
Investecp	INP	6456	6450	0,09	11,52	71,47
Italtile	ITE	1544	1563	-1,22	-9,02	4,32
Libhold	LBH	9353	9408	-0,58	2,00	50,90
Life Healthcare	LHC	2238	2301	-2,74	-9,36	33,06
Multichoice Group	MCG	11528	11307	1,95	1,75	-13,97
Mediclinic Int.	MEI	6311	6403	-1,44	1,56	10,84
Montauk Renewables	MKR	17900	17200	4,07	39,84	33,58
Mr Price Group	MRP	19600	19479	0,62	-6,07	14,85
Momentum	MTM	2100	2114	-0,66	9,09	33,25
Ninety One Plc	N91	5138	5159	-0,41	-3,24	12,65
Nedbank	NED	17250	17352	-0,59	-4,17	33,23
Northam Platinum	NHM	18360	17516	4,82	-3,61	-12,38
Nepi Rockcastle Plc	NRP	10299	10395	-0,92	-1,01	10,15
Netcare	NTC	1626	1661	-2,11	-2,58	30,08
Ninety One	NY1	5027	5055	-0,55	-2,16	14,25
Old Mutual	OMU	1645	1694	-2,89	4,11	38,35
Pik N Pay	PIK	5847	5727	2,10	-0,15	16,34
Pepkor	PPH	2108	2135	-1,26	-4,27	54,66
Psg	PSG	7487	7418	0,93	3,81	25,03
Quilter Plc	QLT	2901	2879	0,76	-2,49	-5,63
Rbplapts	RBP	7704	7472	3,10	-8,56	17,83
Redefine	RDF	438	451	-2,88	1,39	31,53
Remgro	REM	13615	13671	-0,41	14,89	41,53
Resilient Reit	RES	5509	5551	-0,76	-3,01	30,24
Rand Merchant Inv	RMI	3687	3800	-2,97	19,48	15,04
Reinet Investments Sca	RNI	28073	27993	0,29	0,76	1,86
Sappi	SAP	4133	4017	2,89	-7,44	25,93
Santam	SNT	24501	24521	-0,08	-1,76	-3,83
Spar	SPP	19206	19186	0,10	-5,71	1,33
Sirius Real Estate	SRE	2610	2596	0,54	3,98	35,23
Tigebrands	TBS	18506	18332	0,95	-0,53	-11,11
The Foschini Group	TFG	13182	13365	-1,37	-7,49	28,84
Thungela Resources	TGA	9669	9418	2,67	52,92	-53,55
Telkom	TKG	4479	4370	2,49	11,70	45,85
Truworths	TRU	5331	5385	-1,00	-3,95	44,67
Textainer	TXT	52054	52781	-1,38	6,90	82,65
Woolies	WHL	5776	5752	0,42	-6,46	46,08

LOCAL EQUITIES | JSE SMALL CAP COMPANIES

COMPANY	CODE	CLOSE	PREVIOUS	1D%	1M%	YTD%
Advtech	ADH	1556	1618	-3,83	-6,83	63,79
Altron	AEL	1240	1250	-0,80	17,65	13,66
Aeci	AFE	10745	10878	-1,22	3,90	23,51
Alexander Forbes	AFH	415	415	0,00	2,22	4,80
Afrimat	AFT	4930	4725	4,34	-11,04	14,60
Arrowhead Prop.	AHB	410	409	0,24	20,59	76,72
African Rainbow Cap.	AIL	370	390	-5,13	-2,63	-17,04
Adcock Ingram	AIP	4560	4618	-1,26	0,04	-0,87
Astral	ARL	18152	17420	4,20	24,97	30,12
Attacq	ATT	668	684	-2,34	-4,57	34,41
Brait	BAT	430	429	0,23	30,30	15,28
Blue Label Telecoms	BLU	549	560	-1,96	-3,51	42,23
Bytes Technology	BYI	10054	10083	-0,29	-2,59	50,73
City Lodge Hotels	CLH	475	419	13,37	18,16	90,00
Curro	COH	1230	1218	0,99	6,03	29,75
Cashbuild	CSB	25713	25525	0,74	-14,27	8,49
Datatec	DTC	3765	3792	-0,71	17,73	53,36
Emira	EMI	912	910	0,22	-7,88	36,94
Epp N.V	EPP	1190	1230	-3,25	-2,46	14,98
Equites Property Fund	EQU	2040	2074	-1,64	0,94	17,44
Famous Brands	FBR	5698	5800	-1,76	-0,49	16,40
Grindrod	GND	484	476	1,68	-1,83	-4,16
Hci	HCI	7950	7400	7,43	23,26	44,55
Hudaco	HDC	12425	12410	0,12	-0,30	53,40
Hammerson Plc	HMN	675	665	1,50	-5,20	29,81
Hyprop	HYP	3185	3216	-0,96	20,55	7,89
Investec Australia Prop.	IAP	1688	1659	1,75	2,68	22,76
Investec Prop Fund	IPF	1060	1069	-0,84	-2,66	16,36
Imperial	IPL	6275	6247	0,45	-0,24	68,01
Jse	JSE	10875	10627	2,33	4,22	-3,33
Kap Industrial	KAP	495	496	-0,20	6,45	56,65
Karoo	KRO	47000	43717	7,51	1,95	0,00
Psg Konsult	KST	1120	1120	0,00	-2,61	24,44
Liberty Two Degrees	L2D	440	438	0,46	-4,35	3,53
Long4Life	L4L	437	435	0,46	-0,68	32,83
Libstar	LBR	625	639	-2,19	-3,70	-1,26
Lighthouse Capital	LTE	835	826	1,09	-2,34	22,25
Massmart	MSM	6267	6200	1,08	10,57	49,14
Mas Real Estate Inc	MSP	1785	1830	-2,46	-5,76	40,00
Metair	MTA	2991	3025	-1,12	3,14	59,52
Motus	MTH	10024	9990	0,34	0,95	79,00
M&R Hold	MUR	1196	1219	-1,89	18,53	50,06
Oceana	OCE	6370	6437	-1,04	0,46	-0,86
Omnia	OMN	6125	6207	-1,32	15,07	32,89
Pan African Resource	PAN	312	309	0,97	-6,59	-35,00
Raubex	RBX	3485	3562	-2,16	18,86	62,09
Rhodes Food Pty	RFG	1230	1249	-1,52	-1,60	1,82
Reunert	RLO	4935	4906	0,59	-2,61	36,33
Sa Corp Real Estate	SAC	215	220	-2,27	-1,38	24,28
Steinhoff International N	SNH	294	289	1,73	-20,54	182,69
Super	SPG	3590	3594	-0,11	12,89	53,35
Stor-Age Property Reit	SSS	1390	1384	0,43	0,72	2,58
Stenprop	STP	3799	3696	2,79	5,56	38,30
Sun Int	SUI	2238	2067	8,27	19,87	80,78
Transaction Capital	TCP	4114	4090	0,59	9,24	65,29
Tsogo Sun Hotels	TGO	342	320	6,88	6,88	134,25
Tsogo Sun Gaming	TSG	1130	1070	5,61	15,90	121,57
Vukile	VKE	1200	1201	-0,08	5,54	50,00
Wbhovco	WBO	11567	11703	-1,16	-3,94	26,91
Zeder Investments	ZED	319	307	3,91	1,27	22,22

SOUTH AFRICAN 10-YEAR BOND

2021 v 2020



10-YEAR BOND YIELDS | SELECTED ITEMS (Basis point change)

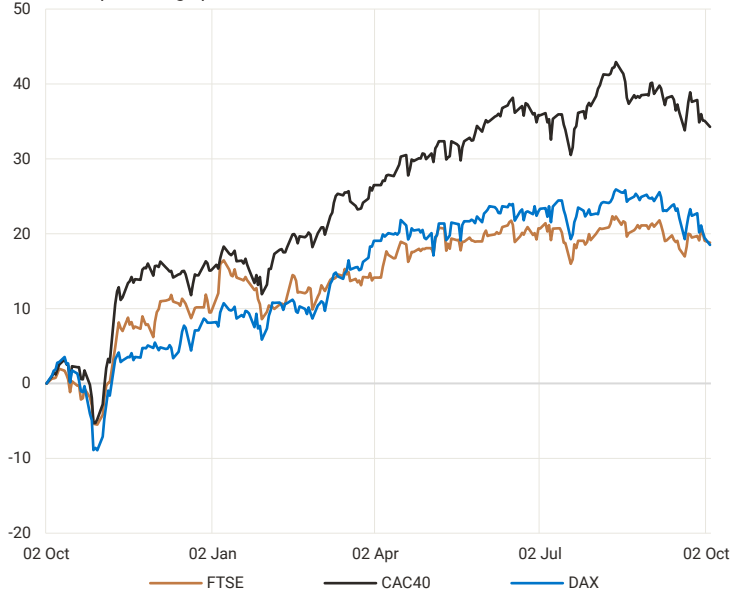
REGION	YIELD	1D%	1M%	YTD%
United States	1,49	1	17	71
United Kingdom	1,01	--	29	72
Germany	-0,22	--	15	29
Japan	0,05	--	1	3
South African 10Y	9,39	1	45	-19

GLOBAL INTEREST RATES | SELECTED ITEMS

REGION	CURRENT RATE
United States	0,00%-0,25%
United Kingdom	0,10%
European	0,00%
SA Repo Rate	3,50%
SA Prime Rate	7,00%

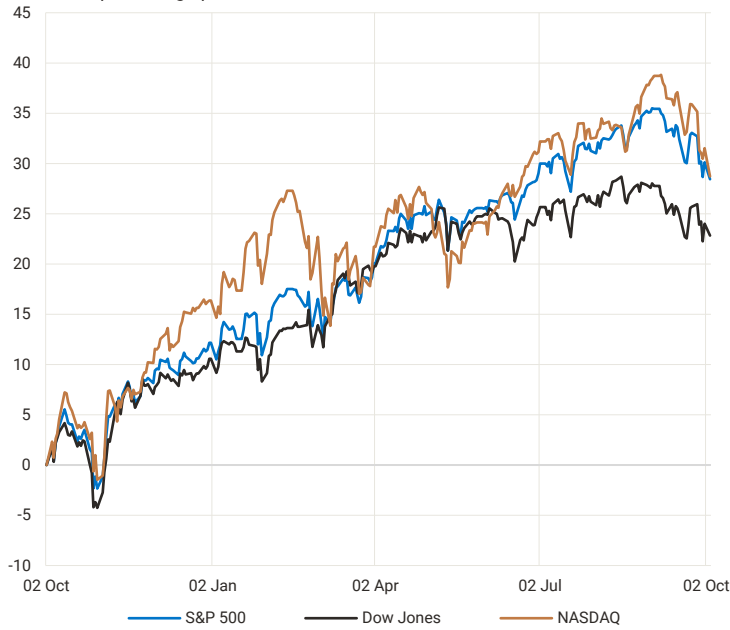
EUROPEAN INDICES

normalised percentage performances



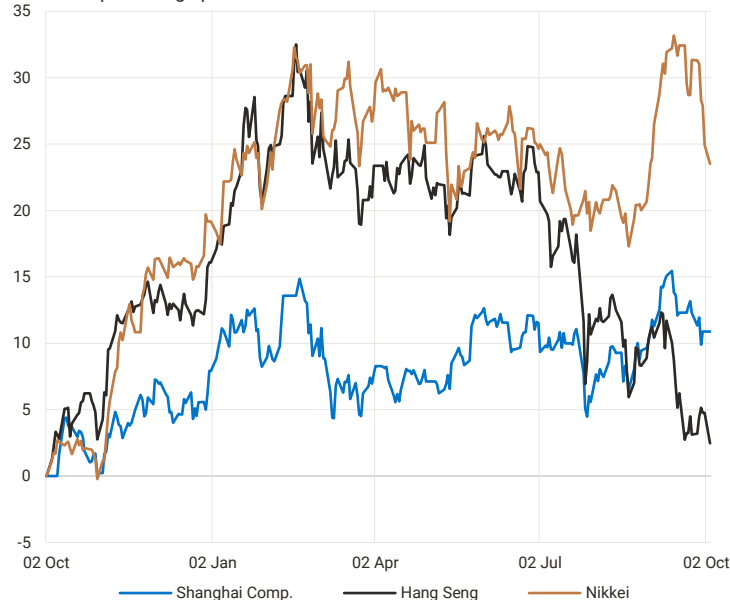
AMERICAN INDICES

normalised percentage performances



ASIAN INDICES

normalised percentage performances



EUROPEAN MARKET COMMENTARY

SELECTED HEADLINES

European stocks closed lower on Monday as markets began the first full trading week of October. The pan-European Stoxx 600 provisionally ended 0.4% lower, with tech stocks falling more than 2.1% to lead losses. Euro zone finance ministers met yesterday, to discuss matters including the EU's recovery plans, banking union and fiscal policy. British supermarket chain Sainsbury gained 3.3% as speculation continued that it could be a takeover target following rival Morrisons' sale to U.S. private equity firm Clayton, Dubilier & Rice (CD&R).

EUROPEAN INDICES	CLOSE	PREVIOUS	1D%	5D%	1M%	YTD%
CAC 40	6477,7	6517,7	-0,61	-2,60	-3,17	16,68
DAX 30	15036,6	15156,4	-0,79	-3,45	-4,72	9,61
FTSE	7011,0	7027,1	-0,23	-0,74	-1,78	8,52



AMERICAN MARKET COMMENTARY

SELECTED HEADLINES

The major averages took steep losses to start the week as investors continued their rotation out of technology stocks amid rising bond yields. Large tech shares like Apple, Nvidia, Amazon and Microsoft were lower as investors eyed bond yields. A surge in rates to end September knocked highly valued tech stocks. The 10-year Treasury yield was slightly higher Monday, trading around 1.48%. The 10-year U.S. Treasury yield hit 1.56% last week, its highest point since June, with investors concerned about inflationary pressures and tighter monetary policy.

AMERICAN INDICES	CLOSE	PREVIOUS	1D%	5D%	1M%	YTD%
Dow Jones	34002,9	34326,5	-0,94	-2,48	-3,86	11,10
Nasdaq	14255,5	14566,7	-2,14	-4,77	-7,21	10,61
S&P 500	4300,5	4357,0	-1,30	-3,21	-5,18	14,49



ASIAN MARKET COMMENTARY

SELECTED HEADLINES

Shares in Asia-Pacific fell in early morning trade following overnight losses on Wall Street, with the tech-heavy Nasdaq Composite falling more than 2%. In Japan, the Nikkei 225 dropped 2.77%, as shares of Fast Retailing fell 6.98%. The Topix index also declined 1.75%. This morning's declines left the Nikkei in correction territory, more than 10% off its mid-September high. South Korea's Kospi shed 1.98%. The Hang Seng index in Hong Kong bucked the overall trend regionally, rising 0.13%.

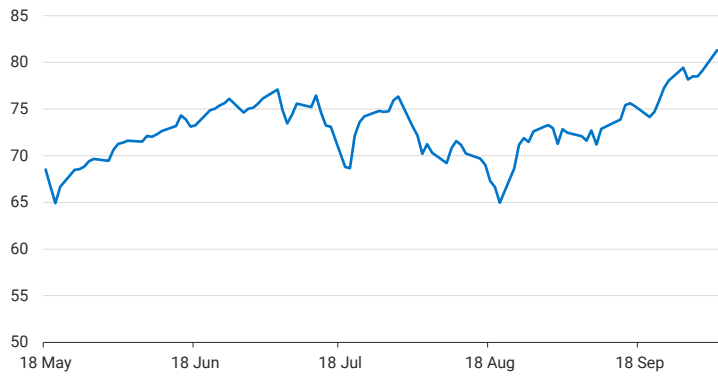
ASIAN INDICES	CLOSE	PREVIOUS	1D%	5D%	1M%	YTD%
Hang Seng	24036,4	24575,6	-2,19	-0,71	-7,20	-11,73
Nikkei 225	28444,9	28771,1	-1,13	-5,94	-2,35	3,65
Shanghai	3568,2	3568,2	0,00	-0,41	-0,38	2,74



COMMODITIES

BRENT CRUDE (\$)

last 100 days



PLATINUM (\$)

last 100 days

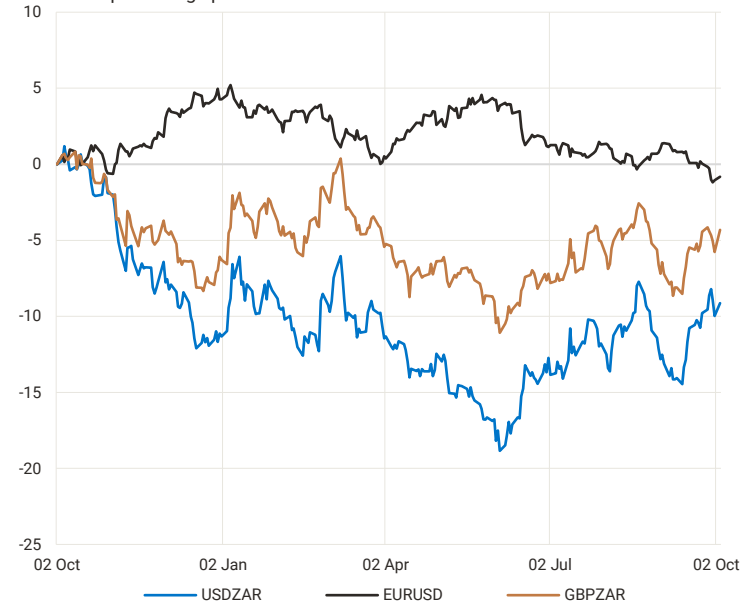


CURRENCY PAIR

CURRENCY PAIR	LAST	CLOSE	% CHG	1D%	1Y%	YTD%
USDZAR	15,0779	15,0232	0,36	0,93	-9,14	2,24
GBPZAR	20,4931	20,4670	0,13	1,53	-4,32	1,89
EURZAR	17,4843	17,4622	0,13	1,22	-9,85	-2,72
AUDZAR	10,9526	10,9445	0,07	1,32	-7,57	-3,18
EURUSD	1,1596	1,1620	-0,20	0,22	-0,83	-4,89
USDJPY	111,18	110,92	0,23	-0,13	5,26	7,40
GBPUSD	1,3592	1,3608	-0,12	0,46	5,18	-0,43
USDCHF	0,9267	0,9247	0,21	-0,62	0,45	4,45
AUDCAD	0,9164	0,9171	-0,08	-0,16	-3,79	-6,33

CURRENCY PAIRS

normalised percentage performances



COMMODITY MARKET COMMENTARY

SELECTED HEADLINES

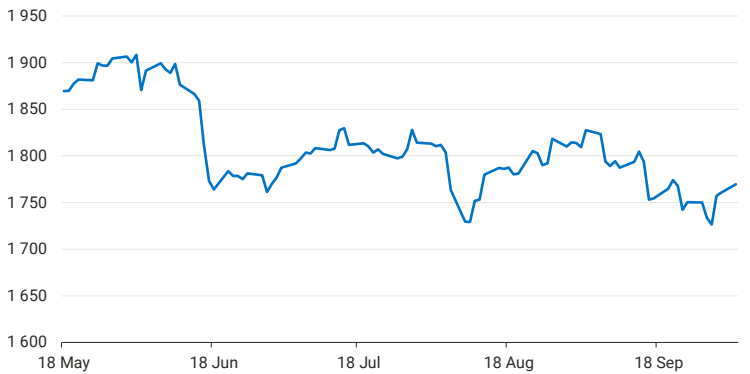
Gold prices eased this morning as the U.S. dollar edged higher, but lingering inflation concerns kept bullion close to a more than one-week peak hit in the previous session. Oil prices eased on earlier today after climbing to their highest levels in years in the previous session on the decision by OPEC and allied major oil producers to maintain restraint on supply. OPEC+, said on Monday it would maintain an agreement to increase oil production only gradually, ignoring calls from the United States and India to boost output as the world economy recovers, if patchily, from the coronavirus pandemic.

COMMODITY

COMMODITY	LAST	CLOSE	% CHG	1D%	1Y%	YTD%
Brent Crude (\$)	81,5	81,3	0,28	2,76	119,43	-2,72
Gold (\$)	1759,8	1769,5	-0,55	0,49	-6,83	-3,18
Palladium	1903,5	1910,9	-0,39	-0,63	-17,01	-4,89
Platinum (\$)	964,0	969,5	-0,57	-0,61	9,92	7,40
Silver	22,5	22,7	-0,89	0,64	-4,35	-0,43

GOLD (\$)

last 100 days



SELECTED HEADLINES

The rand slumped on Monday, tracking a broader decline in emerging market currencies on concerns over the Chinese economy and rising Treasury yields. The rand has tended to take its cue from global factors in recent weeks, and investors were in a cautious mood as heavily indebted property developer China Evergrande requested a halt in the trading of its shares in Hong Kong pending an announcement about a major transaction. At the close of the session, the rand was trading around R15.02 to the dollar, 0.93% softer.

USDZAR

last 100 days



EURUSD

last 100 days

