

GLOBAL OVERVIEW | SELECTED INDICES

SOUTH AFRICAN INDICES						
	CLOSE	PREVIOUS	1D%	5D%	1M%	YTD%
All Share	66474.86	66584.34	-0.16	-4.73	-4.65	-9.81
Top 40	59967.30	60013.72	-0.08	-4.98	-4.77	-10.57
Financial 15	14384.06	14457.82	-0.51	-5.64	-8.37	-2.80
Industrial 25	81915.92	81582.42	0.41	-4.44	-4.86	-14.19
Resource 10	61077.41	61433.06	-0.58	-5.52	-1.73	-13.94
Mid Cap	74949.04	75164.71	-0.29	-4.18	-3.92	-5.96
Small Cap	69848.08	70843.67	-1.41	-1.37	-0.62	3.47
Banks	9030.14	9079.18	-0.54	-6.22	-9.32	2.35
General Retailers	6780.08	6792.69	-0.19	-2.41	-2.55	-9.88
Property (J253) - TR	1525.52	1539.77	-0.93	-3.16	-4.72	-9.40
AMERICAN INDICES						
	CLOSE	PREVIOUS	1D%	5D%	1M%	YTD%
Dow Jones	31019.68	30822.42	0.64	-4.21	-7.97	-14.64
Nasdaq	11535.02	11448.40	0.76	-5.96	-9.21	-26.27
S&P 500	3899.89	3873.33	0.69	-5.12	-7.77	-18.18
Dollar Index	109.35	109.42	-0.06	0.98	1.22	14.28
US VIX	25.76	26.30	-2.05	7.92	25.05	49.59
EUROPEAN INDICES						
	CLOSE	PREVIOUS	1D%	5D%	1M%	YTD%
CAC 40	6061.59	6077.30	-0.26	-4.29	-6.68	-15.26
DAX 30	12803.24	12741.26	0.49	-4.47	-5.47	-19.40
Eurostoxx 50	3499.49	3500.41	-0.03	-4.03	-6.19	-18.59
FTSE	7236.68	7236.68	0.00	-3.16	-4.15	-2.00
ASIAN INDICES						
	CLOSE	PREVIOUS	1D%	5D%	1M%	YTD%
Hang Seng	18565.97	18761.69	-1.04	-4.11	-6.10	-20.65
Nikkei 225	27567.65	27567.65	0.00	-3.41	-4.71	-4.25
Shanghai	3115.60	3126.40	-0.35	-4.49	-4.37	-14.40
EARLY MORNING INDICATORS						
	LAST	CLOSE	%CHG	1D%	5D%	YTD%
Tencent	295.60	289.00	2.28	-1.43	-5.86	-36.44
BHP Billiton	3890	3781	2.88	-0.60	-4.06	-8.89

INTERNATIONAL ECONOMIC CALENDAR | SELECTED EVENTS

TIME	AREA	TODAY'S EVENTS & RELEASES	PERIOD	EXP.	PREV.
08:00	EUR	German PPI m/m	Aug	2.50%	5.30%
10:00	EUR	Current Account	Jul	5.3B	4.2B
14:30	USD	Building Permits	Aug	1.60M	1.69M
14:30	USD	Housing Starts	Aug	1.45M	1.45M
19:00	EUR	ECB President Lagarde Speaks	---	---	---
TIME	AREA	PREVIOUS SESSION'S RELEASES	PERIOD	EXP.	ACT.
All Day	JPY	Bank Holiday	---	---	---
All Day	GBP	Bank Holiday	---	---	---
---	---	---	---	---	---
---	---	---	---	---	---
---	---	---	---	---	---

LOCAL EQUITIES | JSE ALL SHARE COMPANIES

BEST ONE-DAY & PERFORMERS						
	CODE	CLOSE	1D%	5D%	YTD%	
Alexander Forbes Grp Hldgs	AFH	477	5.53	0.21	6.24	
Tharisa plc	THA	2188	4.69	-4.87	-18.96	
RFG Holdings Limited	RFG	1137	4.31	17.34	-7.41	
AVI LTD	AVI	7335	3.19	0.20	-0.74	
Steinhoff Int Hldgs N.V.	SNH	197	3.14	-11.26	-60.76	
WORST ONE-DAY & PERFORMERS						
	CODE	CLOSE	1D%	5D%	YTD%	
Investec Property Fund Ltd	IPF	1080	-7.30	1.12	-12.90	
SA Corp Real Estate Ltd	SAC	215	-6.52	-3.15	-8.51	
Libstar Holdings Ltd	LBR	595	-4.65	4.39	-10.53	
African Rainbow Cap Inv	AIL	610	-4.54	8.73	-10.29	
AECI Limited	AFE	8634	-4.07	4.21	-22.91	

DIVIDEND DATA

COMPANY	CODE	DIVIDEND	COMPANY	CODE	DIVIDEND
Motus Holdings	MTH	435 ZARc	Santam	SNT	462 ZARc
Cashbuild	CSB	677 ZARc	DRDGOLD	DRD	40 ZARc
Grindrod	GND	17.2 ZARc	Truworths International	TRU	205 ZARc
Aspen Pharmacare	APN	326 ZARc	Thungela Resources	TGA	6000 ZARc
Impala Platinum	IMP	1050 ZARc	Bid Corporation	BID	400 ZARc

Last date to trade 20 Sep

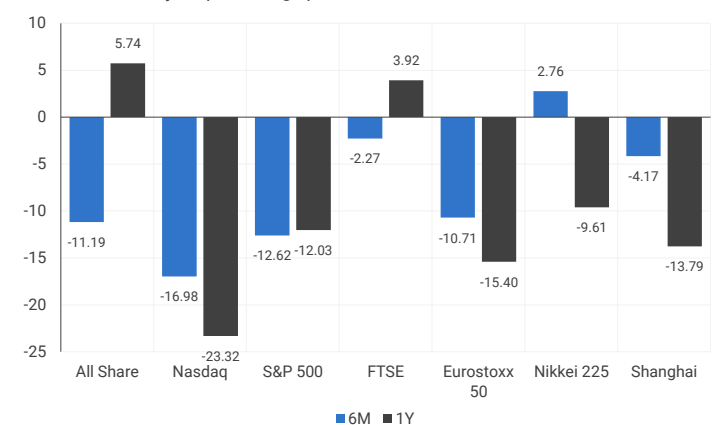
INTERNATIONAL INDICES

normalised percentage performances (in rand terms)

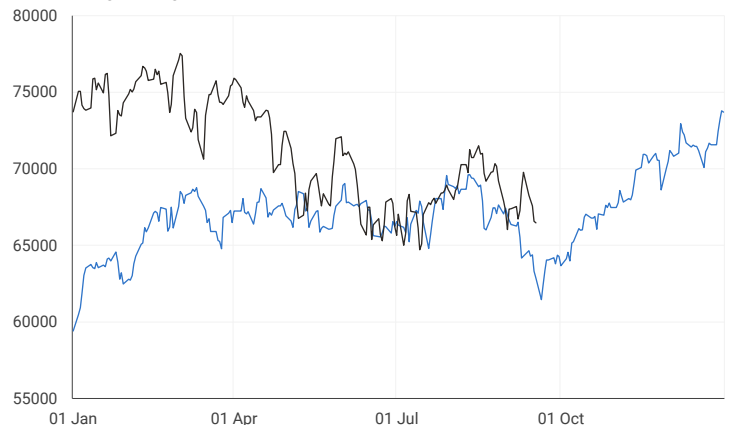


INTERNATIONAL INDICES

6-month & 1-year percentage performances



JSE ALL SHARE INDEX
2021 V 2022



LOCAL EQUITIES | JSE LARGE CAP COMPANIES (CENTS PER SHARE)

COMPANY	CLOSE	PREVIOUS	1D%	5D%	1M%	YTD%
Absa Group	17984	18109	-0.69	-4.46	-2.69	17.89
Anglo	56294	56950	-1.15	-6.41	-1.13	-13.62
Angloplat	122509	125259	-2.20	-4.92	4.88	-32.57
Anglo Gold Ashanti	22877	22897	-0.09	-5.47	-9.11	-30.40
Anheuser-Busch Inbev	88639	87300	1.53	0.52	-0.72	-7.92
Bhp Group Plc	45200	44876	0.72	-3.18	-5.49	-4.72
Bid Corp	29700	30270	-1.88	-6.62	-8.05	-9.02
British American Tobacco Plc	69800	69677	0.18	-0.91	0.53	19.13
Compagnie Financiere	18647	18453	1.05	-4.80	-6.30	-22.74
Capitec	172240	174417	-1.25	-9.98	-18.18	-15.56
Discovery	10693	10818	-1.16	-6.19	-19.35	-25.52
Firststrand	6294	6332	-0.60	-5.20	-7.24	3.52
Goldfields	13521	13429	0.69	-7.00	-8.41	-22.36
Glencore Plc	9867	9891	-0.24	-1.26	0.79	21.59
Implats	19202	19162	0.21	-3.00	8.10	-14.66
Kumba Iron Ore	37715	38398	-1.78	-5.99	-9.25	-18.03
Mondi Plc	29400	29504	-0.35	-2.94	-6.67	-25.60
Mtn Group	12857	12901	-0.34	-4.97	-7.15	-24.69
Naspers -N	236917	236567	0.15	-5.46	-4.21	-4.16
Prosus Nv	101406	100617	0.78	-3.62	-6.11	-22.58
Stanbank	14451	14383	0.47	-7.80	-12.17	3.21
Shoprite	22225	21926	1.36	-4.10	-4.99	6.40
Sanlam	5421	5459	-0.70	-4.83	-4.71	-8.68
Sasol	31249	31104	0.47	-4.59	-5.69	20.65
Sibanye Stillwater	3861	3880	-0.49	-9.02	0.84	-21.36
Vodacom Group	12700	12802	-0.80	-3.88	-4.72	-5.66

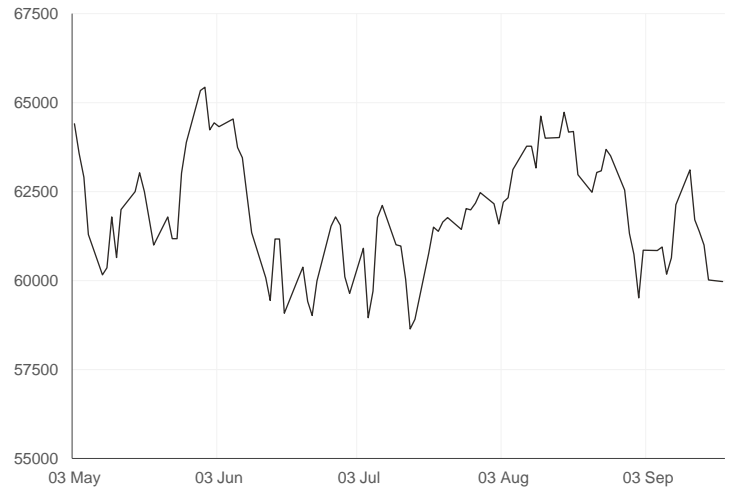
SOUTH AFRICAN MARKET COMMENTARY

SELECTED HEADLINES

On the stock market, the Top-40 index was down 0.08%, while the broader All-Share index ended 0.16% lower. In company news, Jewellery retailer Luxe Holdings on Monday said it is in talks to dispose of the group's luxury brand Arthur Kaplan, its World's Finest Watches business, and other group assets under the Jewellery and Watch division in a related-party transaction. Meanwhile, Mr Price Money has partnered with Cape Town-based start-up Roots to establish a simplified life insurance solution called Life Matters.

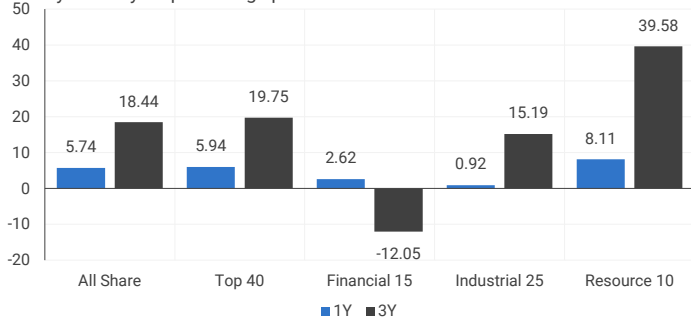
JSE TOP 40 INDEX

last 100 days



LOCAL INDICES

1-year & 3-year percentage performances



LOCAL INDICES

Normalised % performances comparison



EXPECTED COMPANY REPORTING SCHEDULE

COMPANY	CODE	RELEASE	DATE
Sasfin Holdings	SFN	Final	21 Sep
Rand Merchant Investment Holdings	RMI	Final	22 Sep
Hyprop Investments	HYP	Final	22 Sep
Choppies Enterprises	CHP	Final	22 Sep
Remgro	REM	Final	27 Sep

BANK AND OTHER SELECTED PREFERENCE SHARES

COMPANY	CODE	CODE	CLEAN YIELD	APPROX. NEXT LDT
Investec Limited	INPR	8988	7.67	07 Dec 2022
Standard Bank	SBPP	9397	7.76	07 Sep 2022
Absa	ABSP	93000	7.09	14 Sep 2022
Capitec	CPIP	9431	7.50	14 Sep 2022
Steinhoff	SHFF	7700	9.97	19 Oct 2022
Grindrod	GNDP	9350	8.71	20 Sep 2022
Netcare	NTCP	8101	9.13	02 Nov 2022
Discovery	DSBP	9660	9.86	20 Sep 2022
Invicta	IVTP	9420	10.20	23 Nov 2022

SENS ANNOUNCEMENTS

SELECTED RELEASES

EPE CAPITAL PARTNERS LIMITED – Trading statement

Shareholders are advised that Ethos Capital's Net Asset Value per share ("NAVPS") as at 30 June 2022 is estimated to be between R8.30 and R8.55. This range represents an increase of between 24% and 28% compared to the NAVPS at the last corresponding reporting period at 30 June 2021 of R6.67.

The Brait PLC ("Brait") investment is included in the above 30 June 2022 NAVPS range at its 30 June 2022 share price of R4.05. Based on Brait's last reported NAVPS of R8.37 (at 31 March 2022), the Ethos Capital 30 June 2022 NAVPS is estimated to be between R10.47 and R10.72, an increase of between 14% and 17% compared to the last reported equivalent NAVPS as at 30 June 2021 of R9.19.

The increase over the period is attributable to higher valuations broadly across the unlisted portfolio and strong growth in the listed portfolio, driven by significant share price increases. These increased valuations resulted from the Portfolio Companies' revised strategies, improved operating leverage and cost-saving initiatives that were forged over the past two years that have delivered recoveries in earnings in a large majority of these businesses.

Ethos Capital's annual results for the year ended 30 June 2022, will be released on the Stock Exchange News Service on Wednesday, 28 September 2022.

Move | 3.67% Open | 546c Close | 565c High | 565c Low | 546c

LOCAL EQUITIES | JSE MID CAP COMPANIES (CENTS PER SHARE)

COMPANY	CODE	CLOSE	PREVIOUS	1D%	1M%	YTD%
Aspen	APN	13992	14030	-0.27	-5.09	-37.66
African Rainbow	ARI	26857	26995	-0.51	15.99	16.15
Avi	AVI	7335	7108	3.19	0.51	-0.74
Barworld	BAW	8772	9000	-2.53	-9.40	-41.66
Bidvest Group	BVT	21926	22038	-0.51	-2.96	15.74
Capco	CCO	2332	2351	-0.81	-11.97	-35.63
Clicks Group	CLS	28702	28524	0.62	-4.88	-9.04
Coronation	CML	3100	3125	-0.80	-6.23	-41.00
Dis-Chem	DCP	3252	3294	-1.28	-9.97	-8.19
Distell Group	DGH	17601	17610	-0.05	2.33	4.27
Drdgold	DRD	992	965	2.80	-2.17	-24.85
Exxaro Resources	EXX	22787	23109	-1.39	6.69	49.06
Fortress Reit A	FFA	954	961	-0.73	-11.75	-23.68
Fortress Reit B	FFB	427	435	-1.84	2.89	31.38
Growthpoint	GRT	1279	1288	-0.70	-4.91	-16.79
Harmony Gold	HAR	3693	3698	-0.14	-31.51	-44.55
Investec	INL	7752	7767	-0.19	-8.39	-11.46
Investec	INP	7823	7799	0.31	-8.58	-9.76
Italtile	ITE	1565	1590	-1.57	6.68	-6.85
Life Healthcare	LHC	1736	1748	-0.69	-17.25	-27.76
Multichoice Group	MCG	11477	11396	0.71	-4.52	-5.95
Mediclinic Int.	MEI	9800	9870	-0.71	-1.58	43.99
Montauk Renewables	MKR	32603	32367	0.73	12.12	89.55
Mr Price Group	MRP	18300	18152	0.82	-4.98	-8.27
Momentum	MTM	1743	1750	-0.40	5.64	-8.02
Ninety One Plc	N91	3964	3983	-0.48	-4.20	-31.04
Nedbank	NED	20636	20985	-1.66	-4.44	17.91
Northam Platinum	NHM	15668	16195	-3.25	-7.10	-25.21
Nepi Rockcastle Plc	NRP	9183	9113	0.77	-1.92	-13.37
Netcare	NTC	1329	1328	0.08	-14.75	-16.31
Ninety One	NY1	3870	3820	1.31	-5.31	-31.52
Old Mutual	OMU	1059	1034	2.42	-6.03	-19.16
Pik N Pay	PIK	5753	5705	0.84	-6.15	9.64
Pepkor	PPH	2087	2093	-0.29	1.56	-4.66
Psg	PSG	2290	2281	0.39	-74.41	-74.34
Quilter Plc	QLT	2023	2063	-1.94	-7.84	-36.14
Rbplapt	RBP	14715	14600	0.79	2.05	-5.87
Redefine	RDF	376	380	-1.05	-7.84	-14.55
Remgro	REM	13100	13344	-1.83	-3.02	-0.11
Resilient Reit	RES	5150	5162	-0.23	-8.36	-13.81
Rand Merchant Inv	RMI	2787	2857	-2.45	-1.38	33.40
Reinet Investments Sca	RNI	28921	28730	0.66	-0.09	1.11
Sappi	SAP	4407	4410	-0.07	-18.30	-3.48
Santam	SNT	24407	25000	-2.37	-2.89	-9.27
Spar	SPP	14492	14217	1.93	-5.53	-13.28
Sirius Real Estate	SRE	1585	1589	-0.25	-11.70	-47.74
Tigebrands	TBS	15874	15565	1.99	-7.08	-12.30
The Foschini Group	TFG	12712	12738	-0.20	-4.04	2.60
Thungela Resources	TGA	37340	37752	-1.09	14.87	341.68
Telkom	TKG	4744	4793	-1.02	4.20	-12.28
Truworths	TRU	5550	5562	-0.22	-3.78	6.22
Textainer	TXT	52751	51596	2.24	-7.07	-8.26
Woolies	WHL	6316	6260	0.89	18.74	21.79

LOCAL EQUITIES | JSE SMALL CAP COMPANIES (CENTS PER SHARE)

COMPANY	CODE	CLOSE	PREVIOUS	1D%	1M%	YTD%
Advtech	ADH	1770	1780	-0.56	7.27	0.68
Altron	AEL	916	916	0.00	5.41	0.11
Aeci	AFE	8634	9000	-4.07	-1.64	-22.91
Alexander Forbes	AFH	477	452	5.53	3.02	6.24
Afrimat	AFT	4941	5145	-3.97	-5.34	-13.96
Arrowhead Prop.	AHB	330	335	-1.49	-0.90	-22.35
African Rainbow Cap.	AIL	610	639	-4.54	2.52	-10.29
Adcock Ingram	AIP	4950	5000	-1.00	-2.94	-1.88
Astral	ARL	19669	19538	0.67	-4.81	13.92
Attacq	ATT	702	725	-3.17	8.84	-12.14
Brait	BAT	404	405	-0.25	-2.88	-10.62
Blue Label Telecoms	BLU	612	630	-2.86	-13.80	20.24
Bytes Technology	BYI	8400	8280	1.45	-6.38	-31.18
City Lodge Hotels	CLH	400	400	0.00	-6.76	-26.06
Curro	COH	887	882	0.57	-18.62	-28.76
Cashbuild	CSB	20488	20574	-0.42	-17.55	-21.50
Datatec	DTC	4464	4642	-3.83	0.65	15.95
Emira	EMI	1012	1009	0.30	-4.53	6.53
Equites Property Fund	EQU	1775	1794	-1.06	-8.51	-22.79
Famous Brands	FBR	5878	5925	-0.79	-2.46	-24.80
Gindrod	GND	1052	1075	-2.14	-7.15	112.53
Hci	HCI	18485	18995	-2.68	6.85	149.80
Hudaco	HDC	13201	13100	0.77	-10.20	0.12
Hammerson Plc	HMN	433	444	-2.48	-16.73	-39.78
Hyprop	HYP	3665	3787	-3.22	-3.86	-1.61
Investec Prop Fund	IPF	1080	1165	-7.30	0.93	-12.90
Jse	JSE	10551	10500	0.49	-5.32	-5.79
Kap Industrial	KAP	441	449	-1.78	-1.56	0.92
Karoo	KRO	43000	43500	-1.15	1.18	-19.63
Psg Konsult	KST	1076	1091	-1.37	-8.03	-19.94
Liberty Two Degrees	L2D	494	498	-0.80	16.24	4.00
Libstar	LBR	595	624	-4.65	7.01	-10.53
Lighthouse Capital	LTE	630	635	-0.79	-14.40	-30.00
Massmart	MSM	6000	6025	-0.41	47.78	-1.12
Mas Real Estate Inc	MSP	2002	1992	0.50	-3.93	-4.80
Metair	MTA	2658	2660	-0.08	1.45	-3.35
Motus	MTH	12343	12458	-0.92	8.61	12.12
M&R Hold	MUR	777	779	-0.26	-34.82	-45.55
Oceana	OCE	5290	5345	-1.03	-3.47	-4.75
Omnia	OMN	6641	6647	-0.09	5.01	3.75
Pan African Resource	PAN	360	350	2.86	-6.25	-6.25
Raubex	RBX	3400	3515	-3.27	-2.41	-14.57
Rhodes Food Pty	RFG	1137	1090	4.31	12.02	-7.41
Reunert	RLO	4499	4666	-3.58	-3.68	-15.11
Sa Corp Real Estate	SAC	215	230	-6.52	-3.59	-8.51
Steinhoff International N.V.	SNH	197	191	3.14	-19.92	-60.76
Super	SPG	2626	2715	-3.28	-6.85	-22.79
Stor-Age Property Reit	SSS	1360	1369	-0.66	-3.55	-6.53
Stenprop	STP	3390	3390	0.00	-2.45	-21.16
Sun Int	SUI	3105	3110	-0.16	6.44	9.14
Transaction Capital	TCP	3720	3733	-0.35	-5.10	-17.39
Tsogo Sun Hotels	TGO	365	380	-3.95	0.00	3.69
Tsogo Sun Gaming	TSG	1290	1325	-2.64	9.41	10.73
Vukile	VKE	1362	1362	0.00	-7.97	10.11
Wbhovco	WBO	7338	7330	0.11	-13.17	-35.22
Zeder Investments	ZED	189	187	1.07	5.00	-41.67

10-YEAR BOND YIELD | SELECTED ITEMS (*BASIS POINT CHANGE)

COMPANY	YIELD	1D%	1M%	YTD%
United States	3.48	-1	51	217
United Kingdom	3.13	---	73	234
Germany	1.8	---	57	212
Japan	0.24	---	6	20
South African 10Y	10.44	10	13	139

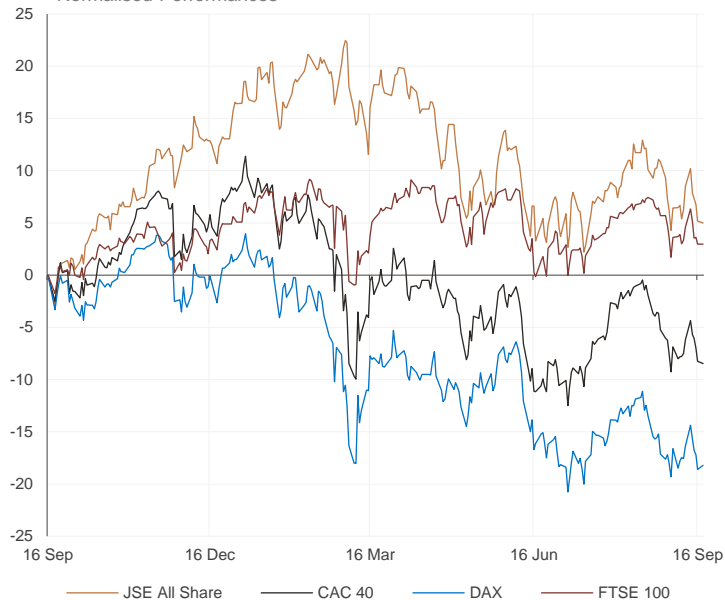
GLOBAL INTEREST RATES | SELECTED ITEMS

REGION	DATE CHANGED	CURRENT RATE
United States	27 Jul 2022	2.25%-2.50%
United Kingdom	04 Aug 2022	1.75%
European	14 Sep 2022	1.25%
SA Repo Rate	21 Jul 2022	5.50%
SA Prime Rate	21 Jul 2022	9.00%

SOUTH AFRICAN 10-YEAR BOND 2021 v 2022


GLOBAL MARKETS

European Indices v JSE All Share Normalised Performances



US Indices v JSE All Share Normalised Performances



Asian Indices v JSE All Share Normalised Performances



EUROPEAN MARKET COMMENTARY

SELECTED HEADLINES

European markets closed provisionally higher Monday, recovering from tough week which saw stocks fall across the board. The pan-European Stoxx 600 slipped 2.89% last week, as investors weighed concerns about the health of the economy, hot inflation figures and the U.S. Federal Reserve's upcoming monetary policy meeting. The U.K.'s FTSE 100 was closed Monday to mark the funeral of Queen Elizabeth II.

EUROPEAN INDICES	CLOSE	PREVIOUS	1D%	5D%	1M%	YTD%
CAC 40	6061.59	6077.30	-0.26	-4.29	-6.68	-15.26
DAX 30	12803.24	12741.26	0.49	-4.47	-5.47	-19.40
Eurostoxx 50	3499.49	3500.41	-0.03	-4.03	-6.19	-18.59
FTSE	7236.68	7236.68	0.00	-3.16	-4.15	-2.00

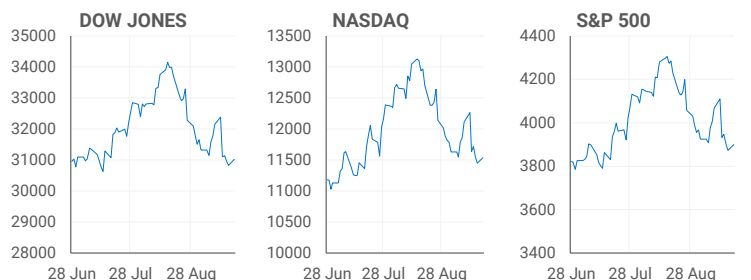


AMERICAN MARKET COMMENTARY

SELECTED HEADLINES

U.S. stocks closed higher on Monday in a volatile trading session ahead of the Federal Reserve's two-day policy meeting slated to kick off today. Yields pushed higher ahead of the Fed's likely decision to raise its benchmark rate by another 75 basis points to snuff out inflation later this week. The 10-year Treasury yield topped 3.51% and hit its highest level in 11 years. Nine out of the 11 S&P 500 sectors ended the day positive, led to the upside by materials, consumer discretionary and industrials.

AMERICAN INDICES	CLOSE	PREVIOUS	1D%	5D%	1M%	YTD%
Dow Jones	31019.68	30822.42	0.64	-4.21	-7.97	-14.64
Nasdaq	11535.02	11448.40	0.76	-5.96	-9.21	-26.27
S&P 500	3899.89	3873.33	0.69	-5.12	-7.77	-18.18
Dollar Index	109.35	109.42	-0.06	0.98	1.22	14.28
US VIX	25.76	26.30	-2.05	7.92	25.05	49.59



ASIAN MARKET COMMENTARY

SELECTED HEADLINES

Shares in the Asia-Pacific rose this morning as Japan's inflation accelerated and China kept its loan prime rate on hold. Core inflation in Japan increased 2.8% from a year ago, the fastest rate of increase since late 2014. China's loan prime rate was left unchanged Tuesday, in line with predictions in a Reuters poll. The one-year loan prime rate remains at 3.65%, and the five-year rate closely tied to home mortgages stands at 4.3%. China cut both those rates last month.

ASIAN INDICES	CLOSE	PREVIOUS	1D%	5D%	1M%	YTD%
Hang Seng	18565.97	18761.69	-1.04	-4.11	-6.10	-20.65
Nikkei 225	27567.65	27567.65	0.00	-3.41	-4.71	-4.25
Shanghai	3115.60	3126.40	-0.35	-4.49	-4.37	-14.40



COMMODITIES & CURRENCIES

BRENT CRUDE (\$) last 100 days



PLATINUM (\$) last 100 days



COMMODITY MARKET COMMENTARY

SELECTED HEADLINES

Gold prices traded in a tight range today, as investors maintained a cautious stance ahead of this week's policy meeting by the Federal Reserve where the U.S. central bank is expected to hike rates aggressively in an effort to curb inflation. Oil prices were little changed this morning, after rising in the previous session, on concerns that interest rate hikes in the United States to tame inflation will curb economic growth and fuel demand in the world's biggest crude consumer.

COMMODITY	LAST	CLOSE	%CHG	1D%	5D%	YTD%
Brent Crude (\$)	91.79	91.61	0.20	-2.67	-4.25	17.77
Gold (\$)	1675.75	1675.43	0.02	-2.83	-4.11	-8.39
Palladium	2228.50	2139.00	4.18	-1.81	4.77	17.46
Platinum (\$)	922.00	910.50	1.26	1.37	2.56	-4.85
Silver	19.56	19.58	-0.10	-1.20	2.62	-16.11

GOLD (\$) last 100 days



COMMODITY	LAST	CLOSE	%CHG	1D%	5D%	YTD%
USDZAR	17.67	17.61	0.35	3.16	4.03	10.84
GBPZAR	20.21	20.11	0.48	0.95	0.45	-6.28
EURZAR	17.72	17.63	0.46	2.16	3.76	-2.31
AUDZAR	11.89	11.83	0.49	0.73	1.66	2.56
EURUSD	1.00	1.00	0.10	-0.95	-0.11	-11.84
USDJPY	143.20	142.93	0.19	0.26	4.58	24.41
GBPUSD	1.14	1.14	0.08	-2.14	-3.35	-15.49

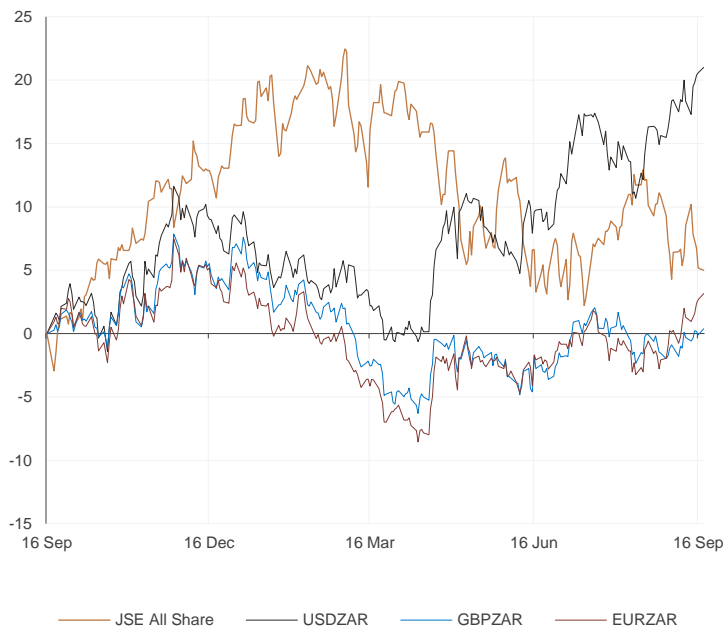
CURRENCY MARKET COMMENTARY

SELECTED HEADLINES

The rand lost ground on Monday, bruised by a strong dollar and lengthy power cuts by state-owned utility Eskom. At the close of the session, the rand was trading around R17.67 to the dollar, 0.35% softer. The dollar remained firm below a two-decade high versus major peers this morning, as investors braced for the Federal Reserve to continue its aggressive interest-rate-hiking campaign to rein in overheated inflation.

Currencies v JSE All Share

Normalised Performances



USDZAR last 100 days



EURUSD last 100 days



Sources : JSE, Moneyweb, CNBC, BBC, CNN

Disclaimer: This note is prepared for Sanlam Private Wealth (Pty) Ltd, by K2013143132 (Pty) Ltd trading as Thompson Green. Thompson Green is an independent company contracted to Sanlam Private Wealth (Pty) Ltd. The views expressed in this note are those of Thompson Green and/or its analysts and do not necessarily reflect the views of Sanlam Private Wealth (Pty) Ltd, Sanlam or any officer or agent thereof. K2013143132 (Pty) Ltd trading as Thompson Green is a research house and not a registered broker, financial advisor or financial services provider. Our editors and customer service teams also do not give personal investment advice. The information in this document is general advice only and may not be appropriate to your particular investment objectives, financial situation or particular needs, so before investing in any financial product, you should seek professional advice from a stockbroker or independent financial adviser authorised by the Financial Services Board. We research, recommend and articulate thoroughly, but disclaim all liability for any inaccuracies or omissions in this publication and any trading or investment losses you may incur. Should you outperform, we will take the credit. Thompson Green also acts as an introducer of business to Authorised Financial Services Providers. All accounts opened are held by the Authorised Registered Financial Services Provider and not Thompson Green. The information in this email is confidential and may be legally privileged. It is intended solely for the addressee. Access to this email by anyone else is unauthorised. If you are not the intended recipient, any disclosure, copying, distribution or any action taken or omitted to be taken in reliance on it, is prohibited and may be unlawful. If you are not the intended recipient please return the message to the sender and delete it from your records.