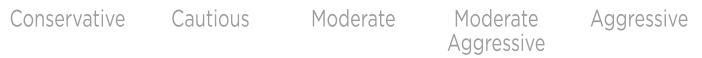


SPW EQUITY PORTFOLIO

31 DECEMBER 2024



PORTFOLIO DESCRIPTION AND INVESTMENT OBJECTIVE

This is a diversified local equity portfolio. The portfolio aims to outperform the JSE All Share Index on a total return basis, over an investment horizon of three years or more, by investing in high-quality companies that we feel are undervalued. This portfolio is suitable for investors who can withstand potential capital volatility in the short term.

The portfolio offers a carefully selected, well diversified basket of shares from all sectors on the JSE. However, it may also provide exposure to unlisted shares. The investments in the portfolio are subject to rigorous, in-depth research and adhere to our pragmatic value investment philosophy.

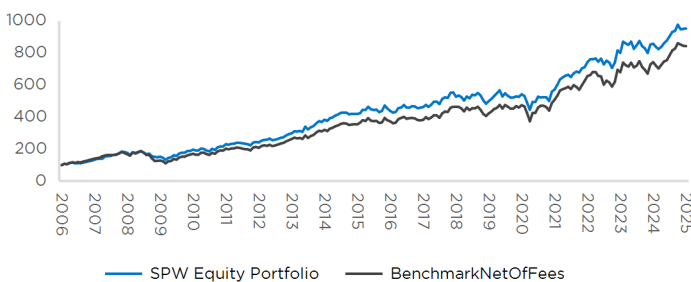
YOUR PERSONAL EQUITY PORTFOLIO

The SPW Equity Portfolio is constructed by the investment team based on an intensive and rigorous investment process. The model portfolio acts as a guide to your portfolio manager in customising your personal portfolio to suit your individual requirements. It is important to note that the performance on this fact sheet is based on the model portfolio and the performance of your portfolio may vary depending on the level of deviation from the model portfolio and the fees charged.

WHY SELECT A PERSONAL PORTFOLIO

A personal portfolio is suitable to more discerning investors who might have unique factors to consider during the investment process. With a personal portfolio, your investment can be tailored to your unique requirements. You will have the benefit of more direct access to your portfolio manager and you have the benefit of enjoying direct ownership of shares. Your portfolio will not be affected by the cash investment and withdrawals of other investors.

PERFORMANCE NET OF FEES¹



Percentage Returns	Portfolio	Benchmark	Active
10 Yrs (Annualised)	8.53%	9.03%	-0.50%
5 Yrs (Annualised)	11.90%	12.16%	-0.26%
3 Yrs (Annualised)	8.57%	8.68%	-0.11%
Past 12 Months	11.08%	13.44%	-2.36%
YTD	11.08%	13.44%	-2.36%

PORTFOLIO INFORMATION

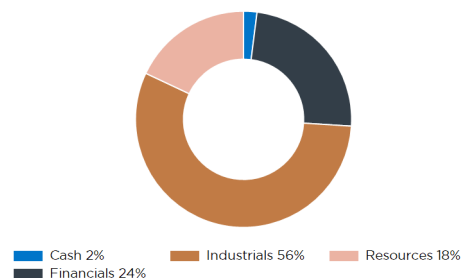
Risk rating	Aggressive
Inception date	April 2001
Minimum investment	R1.5 million
Benchmark	FTSE/JSE All Share TR Index
Management company	Sanlam Private Wealth
Portfolio manager	David Lerche
Initial fees	Nil
Annual management	Fee sliding scale (refer to mandate)

TOP 5 HOLDINGS

(Please note your portfolio might vary from this)

Naspers -N-	13.35%
FirstRand Ltd	7.05%
Bidvest	6.27%
Standard Bank Group Ltd	6.16%
Prosus NV	6.12%

EQUITY SECTOR EXPOSURE



1.The net of fee calculation assumes a 1.15% annual management charge and total trading costs of 1% (both inclusive of VAT) on the value of actual portfolio turnover.



ABOUT THE PORTFOLIO MANAGER

David Lerche, CFA, CA (SA)

David has 14 years` experience in the asset management industry. He is a CFA charterholder and a qualified CA (SA), and has degrees in finance and accounting. David joined the Sanlam Private Wealth team five years ago as an investment analyst, and has been Head of Equities since the start of 2021. Before this, he spent nine years in institutional stockbroking as an equity analyst servicing major South African and global asset managers.

PORTFOLIO MANAGERS COMMENT

The final quarter of 2024 was characterised by US exceptionalism, rising bond yields and Donald Trump's election victory. Developed market equities, as measured by the MSCI World Index, ended the quarter 0.2% lower in US dollars. In the major markets, the US (S&P 500) gained 2.4% while European (-8.9%) and emerging market equities (-8.0%) struggled. In rand terms, the MSCI World Index gained 9.6% as the rand lost material ground to the US dollar over the quarter.

The US Federal Reserve followed up its initial 50-basis-point rate cut in September with two 25-basis-point cuts in November and December as expected, but firm economic data and sticky inflation resulted in lower market expectations for future rate cuts. This put upward pressure on bond yields throughout the quarter, aggravated by the US election in which the Republicans gained control of the Presidency, the Senate and Congress - likely making it easier to implement bolder policy actions. The yield on 10-year US Treasury bonds rose 79 basis points over the quarter, the biggest quarterly gain since the third quarter of 2022. Trump's threats of implementing tariffs on trading partners, an outperforming US economy and higher interest rate expectations created the backdrop for a stronger US dollar - the Dollar Index rose 7.6% in the fourth quarter. The global backdrop took some shine off SA assets in Q4, following two strong quarters post the positive SA election outcome earlier in the year. The FTSE/JSE All Share Index declined 2.1% in the fourth quarter, dragged lower by mining shares, while domestic-focused companies such as general retailers and food producers continued to rise. Higher global bond yields put some pressure on SA bonds, resulting in a more muted 0.4% return over the quarter. Listed property declined 0.8%, while cash returned 0.7%.

While the risk-versus-reward outlook for global equities currently doesn't appear attractive at the index level, there are pockets of attractively valued companies for active managers to pick from. SA equities and bonds continue to screen cheaply after more than five years of domestic and foreign investor outflows. However, to maintain momentum, the positive post-election sentiment and structural reforms need to convert into actual improved economic growth. SA will also remain sensitive to the global cycle.

The portfolio recorded a return of 11.1% - net of fees - for the 12 months to the end of December 2024, behind the benchmark return of 13.4% and the median peer return of 13.1%. The underperformance relative to the benchmark over the past year was driven by the portfolio not owning Capitec and the Sasol overweight, partially countered by the strong performance of Pepkor and British American Tobacco (both overweight) and not owning MTN. When compared to competing general equity unit trusts, the portfolio was in the bottom quartile of its peer group over the past 12 months, but remains in the top quartile over three, five and 10 years. In the first 12 months of 2024, the portfolio was behind its benchmark, delivering a 11.1% return compared to the benchmark's 13.4%.

In December, we took some profits in Pepkor following its very strong performance, which had lifted the position side to an inappropriate level. We recycled that capital into FirstRand, which we regard as the highest-quality bank among SA's traditional banks. FirstRand's high-return retail and business banking operations should benefit from improving consumer finances.

ABOUT SANLAM PRIVATE WEALTH

Sanlam Private Wealth is a holistic, integrated wealth management business that provides advice and manages assets for high net worth private individuals, cultural organisations, charitable institutions and similar entities with investable assets of more than R1.5 million.

CONTACT US

T 021 950 2770

E clientcare@privatewealth.sanlam.co.za

A 55 Willie van Schoor Avenue, Bellville, Cape Town, 7530

MANDATORY DISCLOSURE

Participation in the SPW Equity Portfolio is a medium- to long-term investment. The value of this portfolio is subject to fluctuation and past performance is not necessarily a guide to its future performance. Calculations are based on a lump sum investment with gross income reinvested on the ex-dividend date. All performance figures are net of fees and costs. Actual investment performance will differ based on the fees applicable, the actual investment date and the date of reinvestment of income. A schedule of fees and maximum commissions is available from the manager. Sanlam Private Wealth (Pty) Ltd, registration number 2000/O23234/O7, is a member of the Johannesburg Stock Exchange, a licensed Financial Services Provider (FSP 37473) and a Registered Credit Provider (NCRCP1867).

Please click [here](#) to read our Privacy Statement.