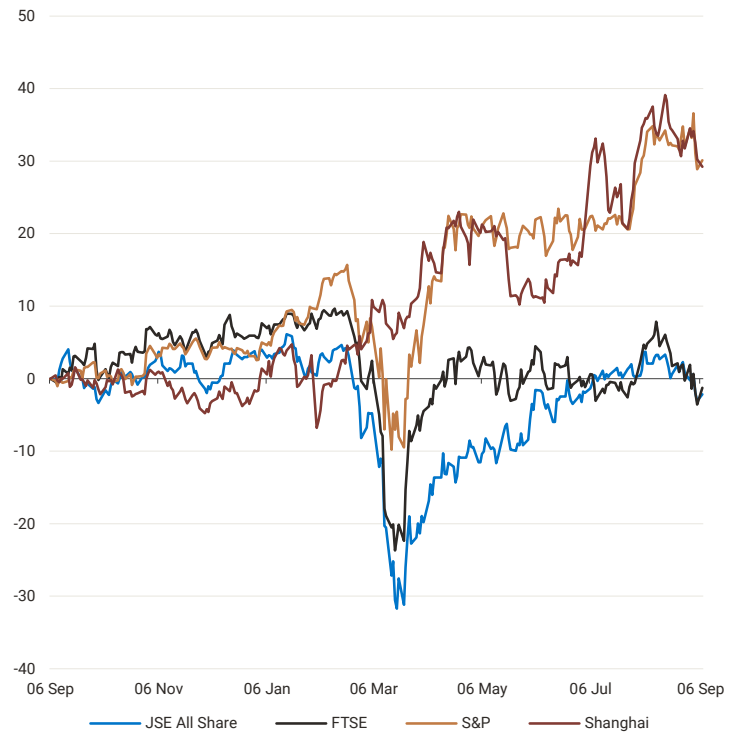


GLOBAL OVERVIEW | SELECTED INDICES

SOUTH AFRICAN INDICES	CLOSE	PREVIOUS	1D%	5D%	1M%	YTD%
All Share	54400,3	53878,9	0,97	-1,94	-4,15	-4,70
Top 40	50185,4	49720,4	0,94	-2,03	-4,29	-1,24
Financial 15	9507,2	9476,3	0,33	-2,46	-3,95	-39,35
Industrial 25	72400,8	72322,4	0,11	-3,15	-3,04	4,47
Resource 10	55524,9	54301,0	2,25	-0,16	-5,81	12,72
Mid Cap	55902,3	55502,6	0,72	-1,02	-3,03	-27,90
Small Cap	36475,6	35888,7	1,64	-0,54	-0,64	-20,64
Gold	5462,8	5306,9	2,94	-5,19	-12,02	92,20
Platinum	79,8	77,2	3,42	4,97	5,48	20,08
Banks	4894,2	4887,1	0,15	-2,31	-2,28	-43,94
General Retailers	3461,5	3443,4	0,53	0,09	-0,93	-38,28
Property (J253) - Total Ret	1035,3	1014,1	2,09	-0,17	-8,45	-44,84
AMERICAN INDICES	CLOSE	PREVIOUS	1D%	5D%	1M%	YTD%
Dow Jones	28133,3	28133,3	0,00	-1,04	2,55	-1,42
Nasdaq	11313,1	11313,1	0,00	-3,93	2,74	26,09
S&P 500	3427,0	3427,0	0,00	-2,10	2,26	6,07
Dollar Index	92,7	92,8	-0,10	0,59	-0,71	-3,81
US VIX	30,8	30,8	0,00	16,43	38,45	107,49
EUROPEAN INDICES	CLOSE	PREVIOUS	1D%	5D%	1M%	YTD%
CAC 40	5053,7	4965,1	1,79	2,15	3,36	-15,46
DAX 30	13100,3	12842,7	2,01	1,20	3,36	-1,12
Eurostoxx 50	3314,4	3264,5	1,53	1,10	1,97	-11,50
FTSE	5937,4	5799,1	2,39	-0,44	-1,57	-21,28
ASIAN INDICES	CLOSE	PREVIOUS	1D%	5D%	1M%	YTD%
Hang Seng	24589,7	24695,5	-0,43	-2,33	0,24	-12,77
Nikkei 225	23090,0	23205,4	-0,50	-0,22	3,40	-2,40
Shanghai	3292,6	3355,4	-1,87	-3,04	-1,83	7,95
EARLY MORNING INDICATORS	LAST	CLOSE	% CHG	1D%	5D%	YTD%
Tencent (China)	503,5	511,0	-1,47	-1,35	-3,68	36,05
BHP Billiton (Australia)	3710,0	3706,0	0,11	2,40	-0,27	-4,78

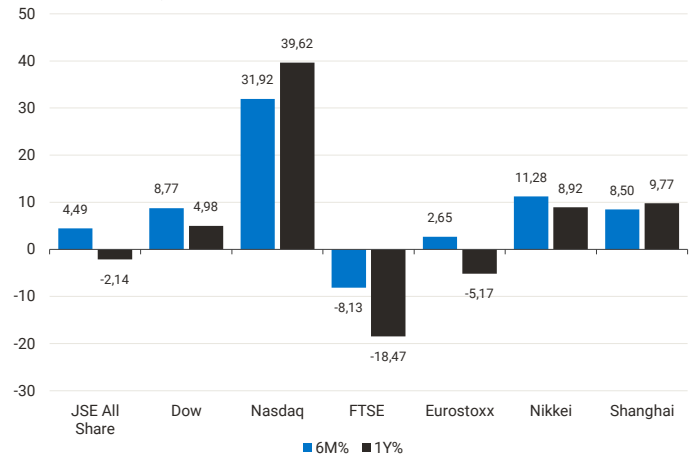
INTERNATIONAL INDICES

normalised percentage performances (in rand terms)



INTERNATIONAL INDICES

6-month & 1-year percentage performances



INTERNATIONAL ECONOMIC CALENDAR | SELECTED EVENTS

TIME	AREA	TODAY'S EVENTS & RELEASES	PERIOD	EXP.	PREV.
11:00	EUR	Final Employment Change q/q	Q2	-2.8%	-2.8%
11:00	EUR	Revised GDP q/q	Q2	-12.1%	-12.1%
11:30	RSA	GDP Growth Rate QoQ	Q2	-47.3%	-2.0%
11:30	RSA	GDP Growth Rate YoY	Q2	-16.5%	-0.1%
11:30	RSA	SACCI Business Confidence	Aug	--	82.8
TIME	AREA	PREVIOUS SESSION'S RELEASES	PERIOD	ACTL.	EXP.
8:00	RSA	Foreign Exchange Reserves	Q2	\$55.75B	\$59.45B
9:30	GBP	Halifax HPI m/m	Aug	1.6%	1.0%
10:30	EUR	Sentix Investor Confidence	Sept	-8.0	-11.4
---	---	---	---	---	---
---	---	---	---	---	---

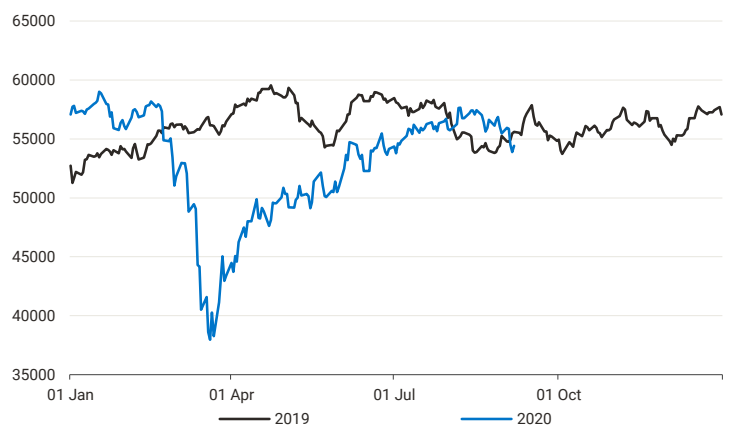
LOCAL EQUITIES | JSE ALL SHARE COMPANIES

cents per share

BEST ONE-DAY % PERFORMERS	CODE	CLOSE	1D%	5D%	YTD%
Investec Property Fund	IPF	899	12,66	5,27	-38,97
Omnia Holdings	OMN	2600	8,60	4,63	-22,96
AVI	AVI	7050	7,81	2,07	-20,76
Lewis Group	LEW	1500	7,14	-15,25	-56,27
Sun International	SUI	1197	6,88	-4,09	-70,00
Tsogo Sun Gaming	TSG	365	6,41	-0,27	-70,28
Liberty Two Degrees	L2D	460	5,50	7,98	-31,34
Anglo American Plat	AMS	130163	5,45	2,96	-0,44
WORST ONE-DAY % PERFORMERS	CODE	CLOSE	1D%	5D%	YTD%
Hammerson plc	HMN	713	-88,66	-87,88	-87,39
Spur Corporation	SUR	1240	-12,98	-17,39	-53,47
Brimstone Inv Corp -N	BRN	450	-10,00	0,22	-41,94
PPC	PPC	78	-3,70	-2,50	-68,80
Stadio Holdings	SDO	139	-3,47	-6,71	-30,50
Nampak	NPK	92	-3,16	-12,38	-86,53
Truworths Int	TRU	3110	-2,66	2,30	-36,79
Capital&Counties Prop plc	CCO	2825	-2,38	3,10	-41,52

JSE ALL SHARE INDEX

2019 vs 2020



DIVIDEND DATA | SELECTED JSE ALL SHARE COMPANIES

Last date to trade 08 Sep

COMPANY	CODE	DIVIDEND
Gold Fields	GFI	160 ZARc
MultiChoice	MCG	565 ZARc
Royal Bafokeng	RBPCB	35000 ZARc
South 32	S32	1 USDc
Tower	TWR	9.52847 ZARc

COMPANY	CODE	DIVIDEND
---------	------	----------

## LOCAL EQUITIES | JSE LARGE CAP COMPANIES

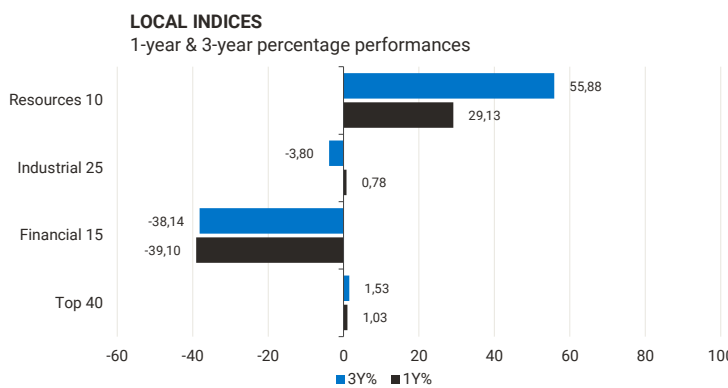
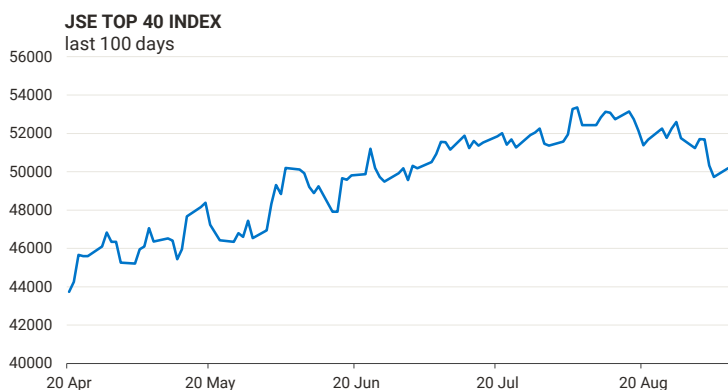
cents per share

COMPANY	CLOSE	PREVIOUS	1D%	5D%	1M%	YTD%
Absa Group	7950	8040	-1,12	2,91	4,43	-46,75
Anglo American plc	41053	40253	1,99	1,50	-5,10	2,93
Anglo American Plat	130163	123439	5,45	2,96	-0,46	-0,44
Anglogold Ashanti	47613	46304	2,83	-3,75	-11,85	50,44
Anheuser-Busch InBev SA N	97900	96236	1,73	-1,19	2,94	-15,26
BHP Group Plc	37400	36670	1,99	-1,63	-7,76	13,41
BID Corporation	26887	26861	0,10	-3,94	-5,84	-18,58
British American Tob plc	56876	56058	1,46	-0,52	-1,02	-4,79
Bidvest	13320	13383	-0,47	-2,14	-4,78	-34,95
Compagnie Fin Richemont	11495	11244	2,23	1,99	4,12	4,95
Capitec Bank	88177	87000	1,35	5,60	5,81	-39,03
Discovery	12140	12123	0,14	0,31	9,42	0,64
Firstrand	3625	3614	0,30	-4,23	-3,92	-42,28
Gold Fields	20650	20115	2,66	-5,74	-12,32	115,40
Glencore plc	3870	3776	2,49	-4,49	-3,27	-10,79
Impala Platinum	16301	15929	2,34	4,25	0,91	13,58
Investec	3086	3109	-0,74	-1,84	-5,22	-25,60
Investec plc	3085	3093	-0,26	-1,47	-6,40	-24,72
Kumba Iron Ore	52324	52363	-0,07	-1,46	-5,78	25,46
Mondi plc	31946	31731	0,68	-0,65	-6,17	-2,09
MTN Group	5830	5780	0,87	-4,54	-0,92	-29,32
Ninety One Plc	4667	4638	0,63	-1,02	-5,30	---
Nedbank Group	9071	9080	-0,10	-5,50	-13,16	-57,67
Naspers -N-	289982	293342	-1,15	-6,24	-6,11	26,59
NEPI Rockcastle Plc	7575	7480	1,27	-4,46	-14,39	-38,83
Ninety One	4582	4506	1,69	-0,84	-4,42	---
Old Mutual	1074	1080	-0,56	-4,02	-10,35	-45,37
Prosus N.V.	158411	158001	0,26	-6,82	-5,50	50,30
Remgro	8388	8500	-1,32	-4,60	-7,31	-56,98
RMB	124	123	0,81	0,81	-9,49	-98,46
Reinet Investments S.C.A	31592	31540	0,16	-2,23	1,64	13,85
Standard Bank Group	10086	10078	0,08	-4,48	-2,25	-40,08
Shoprite	11642	11646	-0,03	5,36	1,62	-7,54
Sanlam	5276	5200	1,46	-4,04	-9,32	-33,30
Sasol	14565	14300	1,85	5,11	-3,95	-52,01
Sibanye Stillwater	5573	5320	4,76	8,66	9,55	55,28
Vodacom Group	12414	12452	-0,31	-2,92	-4,25	7,67

## SOUTH AFRICAN MARKET COMMENTARY

### SELECTED HEADLINES

The local stock market closed higher yesterday after seven straight sessions of losses. The JSE All Share index added 0.97%, while the blue-chip Top 40 closed 0.94% stronger. The market was boosted by precious metal companies that gained ground on the back of higher commodity prices. The resources index added 2.25%, while the gold mining index closed 2.94% higher. Second quarter GDP data will be released today, with many forecasting a quarter-on-quarter contraction of well over 40%, extending a recession that pre-dates the COVID-19 pandemic.



## EXPECTED COMPANY REPORTING SCHEDULE

COMPANY	CODE	RELEASE	DATE
Shoprite	SHP	Final	08 Sep
Compagnie Fin. Richemont	CFR	AGM	09 Sep
Growthpoint Properties	GRT	Final	09 Sep
Aspen	APN	Final	09 Sep
Sanlam	SLM	Interim	10 Sep

## BANK AND OTHER SELECTED PREFERENCE SHARES

ISSUER	CODE	CLOSE	CLEAN YIELD	APPROX. NEXT LDT
Nedbank	NBKP	719	8,13	30 Mar '21
Investec Bank	INLP	6050	9,90	10 Dec '20
Investec Limited	INPR	6050	9,22	10 Dec '20
Standard Bank	SBPP	7050	7,73	14 Apr '21
Firstrand Bank	FSRP	6225	8,53	18 Feb '21
Absa	ABSP	55150	9,21	10 Sep '20
Imperial Holdings	IPLP	---	---	---
PSG	PGFP	6425	9,49	17 Sep '20
Capitec	CPIP	8504	7,09	17 Sep '20
Sasfin	SFNP	5501	11,47	08 Oct '20
Grindrod	GNDP	6225	10,48	10 Sep '20
Netcare	NTCP	6300	9,56	29 Oct '20
Discovery	DSBP	6775	10,89	17 Sep '20
Invicta	IVTP	5500	13,86	03 Dec '20

## SENS ANNOUNCEMENTS

### SELECTED RELEASES

#### Curro (COH) – Update – Independent school group raise R1.5Bn via a rights issue

The JSE-listed independent education provider raised R1.5Bn via a rights issue that was announced to shareholders in June, as the group aims to use the capital to reduce debt, which was at R3.6Bn as of the end of December, amid the COVID-19 pandemic. Investment holding group, PSG, had partially underwritten the offer and was to take up 14.64% of the issue as shareholders only subscribed for 85.36%, leading to PSG upping their holding from 55% to almost 60% of the educator. The rights offer, priced at a 10% discount to the volume-weighted average price (VWAP) of the stock up to the close of business the day before the announcement.

Move | 0.00% Open | 800c Close | 800c High | 811c Low | 774c

#### AVI (AVI) – Results – Consumer group pays dividend in tough times

Consumer goods company, AVI, home to brands like Five Roses, I&J, Bakers and Lacoste posted full-year results on Monday, with the group stating that, "The COVID-19 pandemic materially affected the second semester." The group's operating profit declined by 7.5% and HEPS slipped 8.9% to 470.8 cents. The group announced they will declare a final dividend of 250 cents per share or R820 million from income reserves. The group saw apparel sales hit by the COVID-19 pandemic as shops were forced to close, but expects retail sales to tick-up as shopping mall footfall improves and consumers return to normal spending patterns. "AVI's businesses are expected to remain resilient and cash generative in the next financial year", the group said.

Move | 7.81% Open | 6651c Close | 7050c High | 7168c Low | 6536c

#### Capitec Bank (CPI) – Trading Statement – Bank warns profit could fall 82%

The South African banking group that is mostly associated with unsecured lending, warned shareholders that its interim profit could tumble as much as 82%, as the group struggles with bad-loans and lower transaction volumes. The group, which is the country's largest bank by customer numbers, had previously warned it expects a 70% decline in HEPS, as credit impairments were 145% higher than expected and had increased to R3.3Bn since February. The bank is seeing lower transaction volume as customers avoid shops during the pandemic and avoided new debt as they are already struggling to service their current loans.

Move | 1.35% Open | 86600c Close | 88177c High | 88602c Low | 84715c

LOCAL EQUITIES | JSE MID CAP COMPANIES

cents per share

COMPANY	CODE	CLOSE	PREVIOUS	1D%	1M%	YTD%
AECI	AFE	8355	8300	0,66	0,97	-21,92
Aspen Pharmacare	APN	13406	13394	0,09	0,36	12,45
African Rainbow Min	ARI	21385	20704	3,29	7,84	30,67
Assore	ASR	0,3115	0,3055	1,96	-22,32	-100,00
AVI	AVI	7050	6539	7,81	1,44	-20,76
Brait SE	BAT	289	278	3,96	16,53	-79,21
Barloworld	BAW	6075	6100	-0,41	-6,83	-46,11
Capital&Counties plc	CCO	2825	2894	-2,38	-9,57	-41,52
Clicks Group	CLS	22839	22849	-0,04	1,91	-10,99
Coronation Fund Mngrs	CML	4000	4075	-1,84	0,43	0,13
Dis-Chem Pharmacies	DCP	1770	1771	-0,06	-3,01	-33,21
Distell Group	DGH	7100	7008	1,31	0,80	-46,54
EPP N.V.	EPP	740	712	3,93	-17,78	-56,85
Exxaro Resources	EXX	13278	13136	1,08	-4,27	1,25
Fortress REIT A	FFA	1283	1274	0,71	2,80	-33,39
Fortress REIT B	FFB	169	165	2,42	-19,14	-78,88
Growthpoint Prop	GRT	1260	1234	2,11	-4,11	-43,01
Harmony GM Co	HAR	10179	9690	5,05	-11,34	98,81
Hammerson plc	HMN	713	6290	-88,66	-86,73	-87,39
Hyprop Inv	HYP	1740	1705	2,05	-10,86	-68,96
Imperial Logistics	IPL	3575	3575	0,00	5,18	-38,89
Italtile	ITE	1237	1230	0,57	23,70	-5,57
JSE	JSE	11624	11600	0,21	-1,50	-2,74
KAP Industrial	KAP	242	247	-2,02	-5,10	-42,38
PSG Konsult	KST	685	685	0,00	-2,14	-27,89
Liberty Holdings	LBH	5550	5587	-0,66	-11,33	-49,84
Life Healthc Grp	LHC	1632	1660	-1,69	-4,00	-33,79
MultiChoice Group	MCG	9364	9449	-0,90	-11,30	-19,62
Mediclinic Int plc	MEI	5660	5685	-0,44	-7,50	-26,66
Mr Price Group	MRP	11724	11729	-0,04	-6,86	-35,76
Masmart Holdings	MSM	3120	3150	-0,95	62,16	-39,20
MAS Real Estate Inc.	MSP	1005	995	1,01	-10,83	-47,38
Motus Holdings	MTH	2742	2750	-0,29	-4,46	-66,44
Momentum Met	MTM	1500	1503	-0,20	-6,54	-31,32
Northam Platinum	NHM	16259	16215	0,27	13,70	31,52
Netcare	NTC	1260	1288	-2,17	-4,18	-35,25
Pick n Pay Stores	PIK	4299	4289	0,23	-0,97	-32,71
Pepkor Holdings	PPH	970	980	-1,02	-6,37	-46,32
PSG Group	PSG	4353	4310	1,00	26,43	-81,41
Quilter Plc	QLT	3066	3035	1,02	-9,16	4,64
RCL Foods	RCL	845	850	-0,59	-5,48	-23,53
Redefine Properties	RDF	243	235	3,40	-22,86	-67,86
Resilient REIT	RES	3870	3817	1,39	-8,40	-43,12
Reunert	RLO	3111	3150	-1,24	0,10	-57,15
Rand Merchant Inv	RMI	2968	2993	-0,84	-6,87	-3,76
Sappi	SAP	2200	2175	1,15	-9,73	-49,62
Santam	SNT	23800	24250	-1,86	-5,20	-17,97
The Spar Group	SPP	16205	16254	-0,30	-2,74	-17,95
Sirius Real Estate	SRE	1679	1637	2,57	-1,24	4,94
Tiger Brands	TBS	16965	16926	0,23	-2,50	-19,49
The Foschini Group	TFG	7737	7461	3,70	6,50	-48,24
Telkom SA SOC	TKG	2285	2280	0,22	-18,04	-34,38
Truworths Int	TRU	3110	3195	-2,66	-2,69	-36,79
Tsogo Sun Gaming	TSG	365	343	6,41	6,10	-70,28
Vukile Property Fund	VKE	490	480	2,08	-22,22	-74,74
Woolworths	WHL	3074	3060	0,46	-7,88	-36,75

LOCAL EQUITIES | JSE SMALL CAP COMPANIES

cents per share

COMPANY	CODE	CLOSE	PREVIOUS	1D%	1M%	YTD%
ADvTECH	ADH	855	856	-0,12	9,62	-20,83
Allied Electronics Corp A	AEL	2393	2400	-0,29	16,17	3,59
Alexander Forbes Grp	AFH	332	325	2,15	0,61	-40,18
Afrimat	AFT	3599	3435	4,77	5,33	8,44
African Oxygen	AFX	1650	1635	0,92	-5,17	-23,29
Arrowhead Prop B	AHB	130	130	0,00	-12,75	-65,79
African Rainbow Cap Inv	AIL	296	293	1,02	4,23	-29,02
Adcock Ingram	AIP	3847	3900	-1,36	-10,85	-28,47
Astral Foods	ARL	13035	12992	0,33	-8,53	-39,97
Attacq	ATT	395	380	3,95	-11,04	-68,02
Blue Label Telecoms	BLU	330	320	3,13	22,22	27,91
Brimstone Inv Corp -N	BRN	450	500	-10,00	-4,46	-41,94
City Lodge Hotels	CLH	247	253	-2,37	-36,83	-96,57
Curro Holdings	COH	800	800	0,00	-6,98	-54,80
Cashbuild	CSB	18925	18869	0,30	6,33	-15,88
Cartrack Holdings	CTK	2988	2850	4,84	-2,83	23,32
DRD Gold	DRD	2300	2239	2,72	-10,05	206,67
Datec	DTC	2029	2020	0,45	-9,98	-38,89
Emira Property Fund	EMI	585	570	2,63	-9,72	-55,72
Equites Prop Fund	EQU	1680	1683	-0,18	0,06	-16,00
Famous Brands	FBR	4500	4395	2,39	3,21	-42,31
Grindrod	GND	360	364	-1,10	-5,26	-28,43
Hosken Cons Inv	HCI	2950	2950	0,00	25,00	-67,58
Hudaco Industries	HDC	7075	7099	-0,34	1,07	-33,66
Hospitality Prop Fund B	HPB	258	258	0,00	-7,53	-66,10
Investec Aus. Prop	IAP	1599	1543	3,63	7,89	9,07
Investec Property Fund	IPF	899	798	12,66	-4,56	-38,97
Intu Properties plc	ITU	29	29	---	0,00	-95,37
Liberty Two Degrees	L2D	460	436	5,50	-8,00	-31,34
Long 4 Life	L4L	265	267	-0,75	-12,54	-34,24
Libstar Holdings	LBR	674	650	3,69	5,15	-11,20
Lewis Group	LEW	1500	1400	7,14	10,29	-56,27
Lighthouse Capital	LTE	776	770	0,78	0,78	-10,80
Montauk Holdings	MNK	3500	3500	0,00	-11,17	-7,89
Mpact	MPT	899	910	-1,21	3,81	-39,66
Metair Investments	MTA	1780	1790	-0,56	-3,78	-22,94
Murray & Roberts	MUR	568	560	1,43	-8,09	-46,72
Nampak	NPK	92	95	-3,16	-19,30	-86,53
Oceana Group	OCE	6150	6150	0,00	-10,87	-0,08
OCTODEC INVEST	OCT	580	581	-0,17	-5,69	-62,21
Omnia Holdings	OMN	2600	2394	8,60	-1,63	-22,96
Pan African Resource plc	PAN	511	509	0,39	-15,54	136,57
Peregrine Holdings	PGR	2079	2057	1,07	2,67	9,88
PPC	PPC	78	81	-3,70	-8,24	-68,80
Royal Bafokeng Plat.	RBP	6870	6661	3,14	25,69	38,45
Raubex Group	RBX	2260	2250	0,44	-4,72	-5,79
RFG Holdings	RFG	1320	1300	1,54	8,20	-11,47
RDI REIT P.L.C	RPL	2000	1905	4,99	5,26	-17,15
SA Corp Real Estate	SAC	104	104	0,00	-12,61	-66,01
Steinhoff Int N.V.	SNH	86	84	2,38	-14,00	2,38
Super Group	SPG	1878	1835	2,34	5,74	-33,97
Stor-Age Prop REIT	SSS	1253	1250	0,24	1,05	-15,22
Stenprop	STP	2720	2710	0,37	-1,27	11,93
Sun International	SUI	1197	1120	6,88	15,65	-70,00
Spur Corporation	SUR	1240	1425	-12,98	-17,28	-53,47
Transaction Capital	TCP	1827	1824	0,16	2,30	-13,41
Tsogo Sun Hotels	TGO	161	160	0,63	-10,56	-58,93
Textainer Group	TXT	19700	19500	1,03	18,78	41,60
Wilson Bayly Hlm-Ovc	WBO	11176	11057	1,08	-7,48	-19,08
Zeder Inv	ZED	228	224	1,79	1,33	-52,10

10-YEAR BOND YIELDS | SELECTED ITEMS

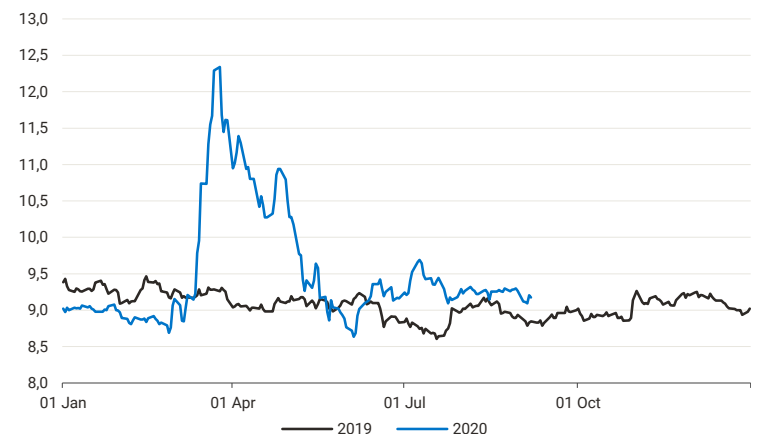
basis point change

REGION	YIELD	1D	1M	1Y
United States	0,71	-1	14	---
United Kingdom	0,25	-1	11	-26
Germany	0,46	1	5	18
Japan	0,03	0	3	---
South African 10-Year	9,22	-1	-6	110

GLOBAL INTEREST RATES | SELECTED ITEMS

REGION	CURRENT RATE
United States	0,00%-0,25%
United Kingdom	0,10%
European	0,00%
SA Repo Rate	3,50%
SA Prime Rate	7,00%

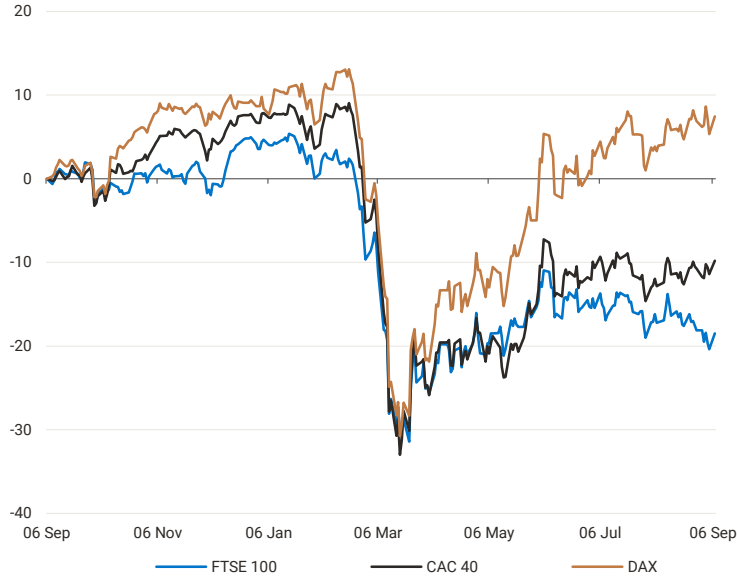
SOUTH AFRICAN 10-YEAR BOND YIELD  
2019 v 2020



## GLOBAL MARKETS

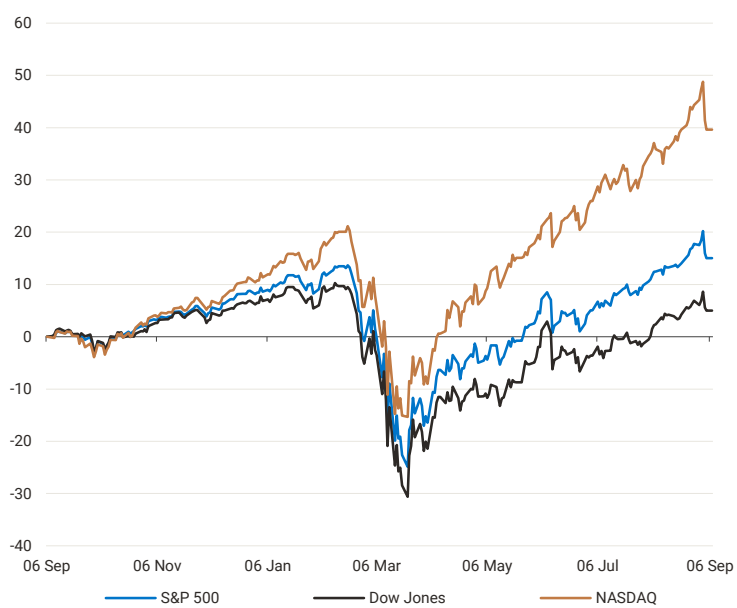
### EUROPEAN INDICES

normalised percentage performances



### AMERICAN INDICES

normalised percentage performances



### ASIAN INDICES

normalised percentage performances

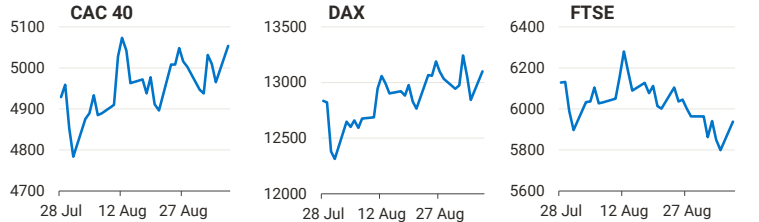


## EUROPEAN MARKET COMMENTARY

### SELECTED HEADLINES

European stocks closed higher Monday as investors monitor progress on various coronavirus vaccines, with markets looking to recover from consecutive losses fuelled by the tech sector at the end of last week. The pan-European Stoxx 600 provisionally closed 1.6% higher, with autos adding 2.6% to lead gains as all sectors and major bourses entered positive territory. In the UK, Prime Minister Boris Johnson is expected to say that Britain and the European Union should "move on" if no free trade deal can be agreed before Oct. 15. The eighth round of Brexit negotiations recommences this week.

EUROPEAN INDICES	CLOSE	PREVIOUS	1D%	6M%	1Y%	YTD%
CAC 40	5053,7	4965,1	1,79	-1,66	-9,82	-15,46
DAX 30	13100,3	12842,7	2,01	13,50	7,45	-1,12
FTSE	5937,4	5799,1	2,39	-8,13	-18,47	-21,28



## AMERICAN MARKET COMMENTARY

### SELECTED HEADLINES

US markets were closed yesterday for Labor Day.

AMERICAN INDICES	CLOSE	PREVIOUS	1D%	6M%	1Y%	YTD%
Dow Jones	28133,3	28133,3	0,00	8,77	4,98	-1,42
Nasdaq	11313,1	11313,1	0,00	31,92	39,62	26,09
S&P 500	3427,0	3427,0	0,00	15,29	15,05	6,07



## ASIAN MARKET COMMENTARY

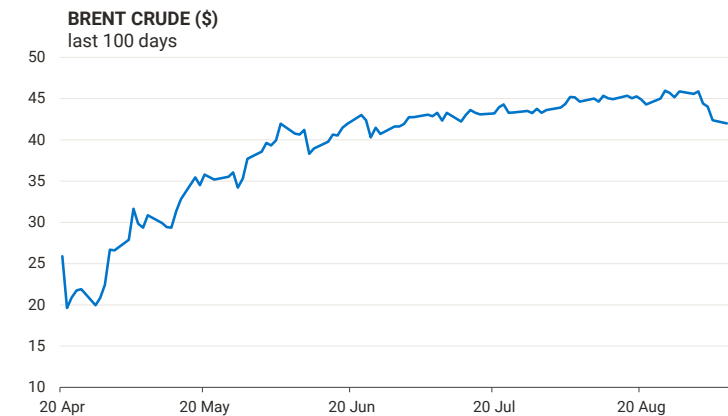
### SELECTED HEADLINES

Asian stock markets are mostly higher this morning following the overnight rallies in European markets amid optimism about potential coronavirus vaccines, while the US markets were closed for a public holiday. Investors shrugged off worries about US-China tensions as well as data that showed the Japanese economy shrank more than initially estimated in the second quarter. The Australian market is extending gains from the previous session, with stocks rising across the board.

ASIAN INDICES	LAST	CLOSE	% CHG	1D%	1Y%	YTD%
Hang Seng	24450,2	24589,7	-0,57	-0,43	-7,87	-12,77
Nikkei 225	23208,9	23090,0	0,51	-0,50	8,92	-2,40
Shanghai	3281,3	3292,6	-0,34	-1,87	9,77	7,95



## COMMODITIES



## COMMODITY MARKET COMMENTARY

### SELECTED HEADLINES

Gold prices eased this morning as the dollar strengthened, although rising doubts over the economic recovery from the COVID-19 slump limited losses, with investors awaiting the outcome of the European Central Bank meeting this week. Oil prices were mixed in early trade today on looming demand worries about a possible rise in COVID-19 cases following the US Labor Day long weekend, which also marks the end of the peak US driving season. More than 27.19 million people have been reported to be infected by the novel coronavirus globally and 888,326 have died, according to a Reuters tally.

COMMODITY	LAST	CLOSE	% CHG	1D%	1Y%	YTD%
Brent Crude (\$)	42,0	42,0	-0,14	-0,83	-31,80	-36,35
Gold (\$)	1925,9	1924,1	0,09	-0,49	27,77	26,83
Palladium	2305,5	2304,5	0,04	0,13	49,96	18,82
Platinum (\$)	908,6	907,8	0,09	0,47	-4,30	-5,81
Silver	26,8	26,7	0,12	-0,67	47,24	49,85



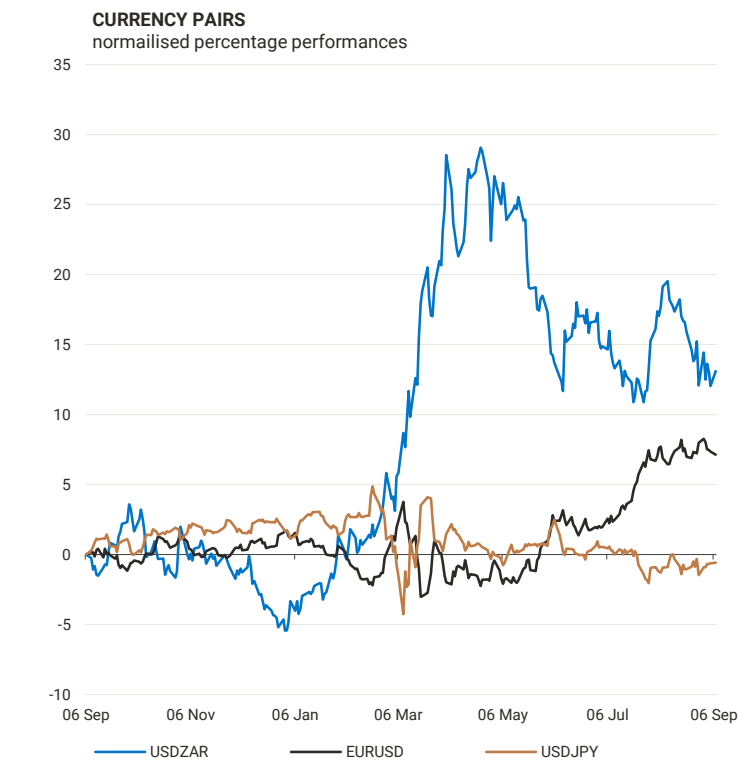
## CURRENCIES

CURRENCY PAIR	LAST	CLOSE	% CHG	1D%	1Y%	YTD%
USDZAR	16,7520	16,7430	0,05	0,95	13,10	19,60
GBPZAR	22,0049	22,0403	-0,16	0,03	21,13	18,73
EURZAR	19,7829	19,7764	0,03	0,72	21,13	26,04
AUDZAR	12,1896	12,1842	0,04	0,85	20,17	24,00
EURUSD	1,1810	1,1813	-0,03	-0,21	7,14	5,38
USDJPY	106,27	106,30	-0,03	0,06	-0,58	-2,19
GBPUSD	1,3136	1,3167	-0,23	-0,87	7,14	-0,70
USDCHF	0,9179	0,9162	0,19	0,29	-7,24	-5,34
AUDCAD	0,9542	0,9533	0,09	0,21	5,70	4,58

## CURRENCY MARKET COMMENTARY

### SELECTED HEADLINES

The rand fell on Monday, as investors dumped the currency a day before gross domestic product data expected to show a massive contraction during the country's strict COVID-19 lockdown. At the close, the rand was around 0.95% weaker against the dollar, than its previous close. The dollar held on to small overnight gain this morning as investors weighed whether an accommodative turn from the European Central Bank later this week could hit the euro, while the pound nursed losses due to Brexit uncertainty.



Disclaimer: This note is prepared for Sanlam Private Wealth (Pty) Ltd, by K2013143132 (Pty) Ltd trading as Thompson Green. Thompson Green is an independent company contracted to Sanlam Private Wealth (Pty) Ltd. The views expressed in this note are those of Thompson Green and/or its analysts and not necessarily the views of Sanlam Private Wealth (Pty) Ltd, Sanlam or any officer or agent thereof. K2013143132 (Pty) Ltd trading as Thompson Green is a research house and not a registered broker, financial advisor or financial service provider. Our editors and customer services teams also do not give personal investment advice. The information in this document is general advice only and may not be appropriate to your particular investment objectives, financial situation or particular needs, so before investing or if in any doubt about your personal situation, you should seek professional advice from a stockbroker or independent financial adviser authorised by the Financial Services Board. We research our recommendations and articles thoroughly, but disclaim all liability for any inaccuracies or omissions in this publication and any trading or investment losses you may incur. Should you outperform inflation, we will take the credit. Thompson Green also acts as an Introducer of Business to Authorised Financial Services Providers. All accounts opened are held by the Authorised Registered Financial Services Provider and not Thompson Green. The information in this email is confidential and may be legally privileged. It is intended solely for the addressee. Access to this email by anyone else is unauthorised. If you are not the intended recipient, any disclosure, copying, distribution or any action taken or omitted to be taken in reliance on it, is prohibited and may be unlawful. If you are not the intended recipient please return the message to the sender and delete it from your records.