

GLOBAL OVERVIEW | SELECTED INDICES

SOUTH AFRICAN INDICES	CLOSE	PREVIOUS	1D%	5D%	1M%	YTD%
All Share	56327,1	56087,8	0,43	3,54	-1,31	-1,33
Top 40	51976,8	51715,1	0,51	3,57	-1,44	2,28
Financial 15	10163,4	10203,7	-0,40	6,90	0,07	-35,16
Industrial 25	75196,5	74819,2	0,50	3,86	0,12	8,50
Resource 10	56746,9	56294,8	0,80	2,20	-3,70	15,20
Mid Cap	58310,9	58426,1	-0,20	4,31	-0,49	-24,79
Small Cap	37331,0	37438,1	-0,29	2,35	1,32	-18,78
Gold	5861,0	5689,0	3,02	7,29	3,58	106,20
Platinum	82,8	83,9	-1,41	3,69	3,32	24,51
Banks	5460,5	5464,0	-0,06	11,57	7,09	-37,46
General Retailers	3932,2	3932,2	0,00	13,60	11,83	-29,88
Property (J253) - Total Ret	1018,5	1015,4	0,31	-1,62	-9,90	-45,73

AMERICAN INDICES	CLOSE	PREVIOUS	1D%	5D%	1M%	YTD%
Dow Jones	27993,3	27665,6	1,18	-0,50	0,22	-1,91
Nasdaq	11056,7	10853,5	1,87	-2,27	0,34	23,23
S&P 500	3383,5	3341,0	1,27	-1,27	0,32	4,73
Dollar Index	93,1	93,3	-0,21	0,37	-0,03	-3,45
US VIX	25,9	26,9	-3,80	-15,93	17,23	74,43

EUROPEAN INDICES	CLOSE	PREVIOUS	1D%	5D%	1M%	YTD%
CAC 40	5051,9	5034,1	0,35	-0,04	1,79	-15,49
DAX 30	13193,7	13202,8	-0,07	0,71	2,27	-0,42
Eurostoxx 50	3316,8	3312,9	0,12	0,07	0,52	-11,44
FTSE	6026,3	6032,1	-0,10	1,50	-1,05	-20,10

ASIAN INDICES	CLOSE	PREVIOUS	1D%	5D%	1M%	YTD%
Hang Seng	24640,3	24503,3	0,56	0,21	-2,16	-12,59
Nikkei 225	23559,3	23406,5	0,65	2,03	1,16	-0,41
Shanghai	3278,8	3260,3	0,57	-0,42	-2,42	7,50

EARLY MORNING INDICATORS	LAST	CLOSE	% CHG	1D%	5D%	YTD%
Tencent (China)	532,5	529,5	0,57	2,62	3,62	40,97
BHP Billiton (Australia)	3742,0	3724,0	0,48	1,89	0,49	-4,32

INTERNATIONAL ECONOMIC CALENDAR | SELECTED EVENTS

TIME	AREA	TODAY'S EVENTS & RELEASES	PERIOD	EXP.	PREV.
8:45	EUR	French Final CPI m/m	Aug	-0.1%	-0.1%
11:00	EUR	ZEW Economic Sentiment	Sep	63.0	64.0
11:00	EUR	German ZEW Economic Sentiment	Sep	69.7	71.5
14:30	USD	Empire State Manufacturing Index	Sep	6.2	3.7
15:15	USD	Industrial Production m/m	Aug	1.2%	3.0%

TIME	AREA	PREVIOUS SESSION'S RELEASES	PERIOD	ACTL.	EXP.
11:00	EUR	Industrial Production m/m	Jul	4.1%	2.8%
---	---	---	---	---	---
---	---	---	---	---	---
---	---	---	---	---	---

LOCAL EQUITIES | JSE ALL SHARE COMPANIES

cents per share

BEST ONE-DAY % PERFORMERS	CODE	CLOSE	1D%	5D%	YTD%
Stadio Holdings	SDO	150	8,70	7,91	-25,00
Pepkor Holdings	PPH	1170	7,34	20,62	-35,25
Gold Fields	GFI	23380	6,01	13,22	143,87
Bidvest	BVT	15224	5,94	14,29	-25,65
Libstar Holdings	LBR	673	3,22	-0,15	-11,33
Tsogo Sun Gaming	TSG	375	3,02	2,74	-69,46
Reunert	RLO	3251	2,81	4,50	-55,22
AVI	AVI	7298	2,60	3,52	-17,97

WORST ONE-DAY % PERFORMERS	CODE	CLOSE	1D%	5D%	YTD%
Invicta Holdings	IVT	1003	-12,78	-16,76	-43,37
City Lodge Hotels	CLH	263	-9,31	6,48	-96,35
Spur Corporation	SUR	1277	-8,79	2,98	-52,08
RCL Foods	RCL	790	-5,95	-6,51	-28,51
Sibanye Stillwater	SSW	5422	-5,85	-2,71	51,07
PPC	PPC	74	-5,13	-5,13	-70,40
Cartrack Holdings	CTK	3098	-4,29	3,68	27,86
Fortress REIT B	FFB	166	-4,05	-1,78	-79,25

DIVIDEND DATA | SELECTED JSE ALL SHARE COMPANIES

COMPANY	CODE	DIVIDEND
Richemont	CFR	10 CHF
Clientele	CLI	95 ZARc
Italtile	ITE	10 ZARc
Lewis	LEW	65 ZARc
Resilient REIT	RES	100.48 ZARc

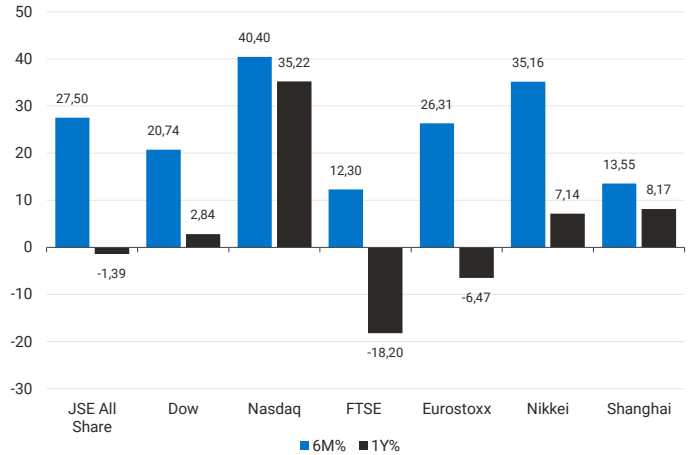
INTERNATIONAL INDICES

normalised percentage performances (in rand terms)



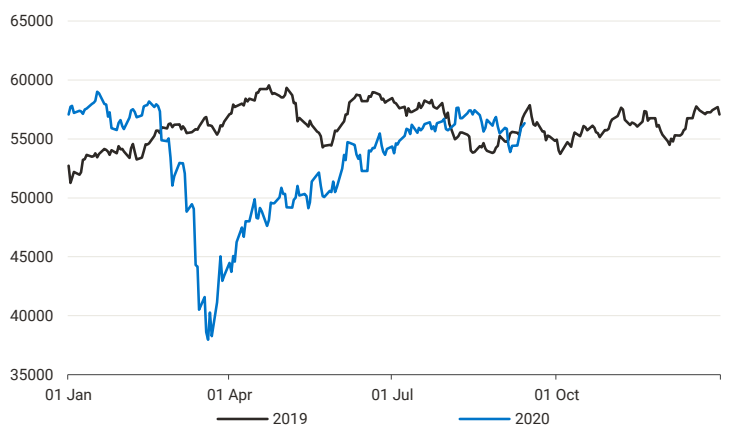
INTERNATIONAL INDICES

6-month & 1-year percentage performances



JSE ALL SHARE INDEX

2019 vs 2020



Last date to trade 15 Sep

COMPANY	CODE	DIVIDEND
Sibanye Stillwater	SSW	50 ZARc

LOCAL EQUITIES | JSE LARGE CAP COMPANIES

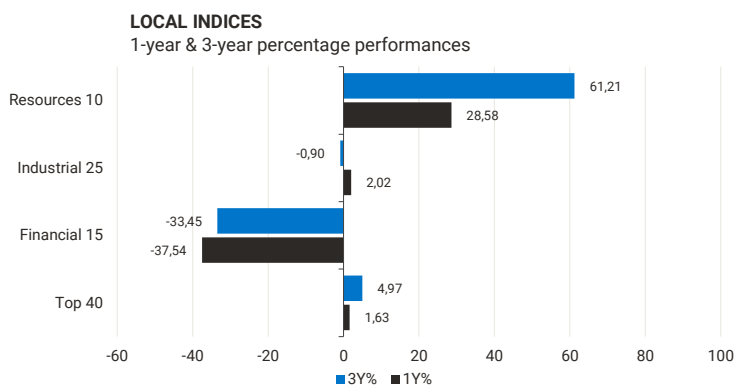
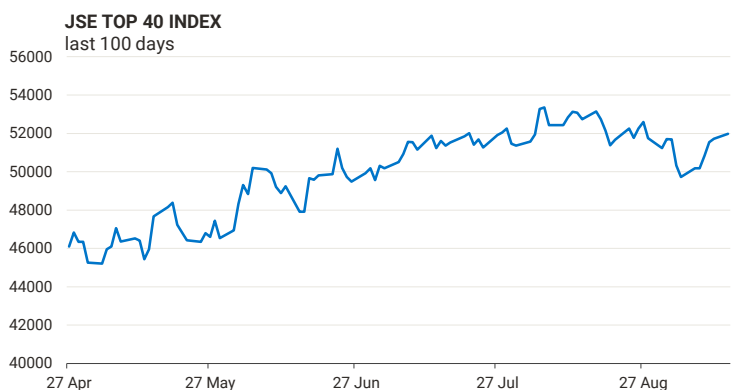
cents per share

COMPANY	CLOSE	PREVIOUS	1D%	5D%	1M%	YTD%
Absa Group	8973	9029	-0,62	12,87	17,29	-39,90
Anglo American plc	41750	41350	0,97	1,70	-2,80	4,68
Anglo American Plat	131283	133328	-1,53	0,86	-2,11	0,42
Anglogold Ashanti	49467	48880	1,20	3,89	-0,18	56,29
Anheuser-Busch InBev SA N	94250	94020	0,24	-3,73	-4,02	-18,42
BHP Group Plc	37453	37125	0,88	0,14	-9,62	13,57
BID Corporation	27200	27197	0,01	1,16	-4,54	-17,63
British American Tob plc	56849	56582	0,47	-0,05	-1,35	-4,83
Bidvest	15224	14371	5,94	14,29	6,99	-25,65
Compagnie Fin Richemont	12288	12100	1,55	6,90	7,38	12,19
Capitec Bank	97112	95632	1,55	10,13	10,25	-32,85
Discovery	13346	13415	-0,51	9,93	11,27	10,64
Firstrand	4025	4010	0,37	11,03	5,95	-35,91
Gold Fields	23380	22054	6,01	13,22	9,29	143,87
Glencore plc	3878	3879	-0,03	0,21	-0,64	-10,60
Impala Platinum	17599	17357	1,39	7,96	3,24	22,62
Investec	3065	3140	-2,39	-0,68	-9,05	-26,11
Investec plc	3023	3105	-2,64	-2,01	-11,01	-26,23
Kumba Iron Ore	54761	54257	0,93	4,66	-4,55	31,31
Mondi plc	32370	32250	0,37	1,33	-6,94	-0,79
MTN Group	5715	5739	-0,42	-1,97	-17,21	-30,72
Ninety One Plc	4550	4543	0,15	-2,51	-5,05	---
Nedbank Group	10308	10452	-1,38	13,64	-0,34	-51,90
Naspers -N-	295800	294985	0,28	2,01	-1,68	29,13
NEPI Rockcastle Plc	7025	7002	0,33	-3,28	-18,73	-43,27
Ninety One	4547	4500	1,04	-0,76	-2,42	---
Old Mutual	1065	1077	-1,11	-0,84	-17,70	-45,83
Prosus N.V.	160949	159402	0,97	1,60	-1,40	52,70
Remgro	8867	9074	-2,28	5,71	-2,76	-54,53
RMB	123	126	-2,38	-0,81	-7,52	-98,47
Reinet Investments S.C.A	29435	29209	0,77	-6,83	-5,76	6,07
Standard Bank Group	11600	11637	-0,32	15,01	9,20	-31,08
Shoprite	14988	14927	0,41	28,74	25,73	19,03
Sanlam	5450	5569	-2,14	3,30	-9,39	-31,10
Sasol	13370	13739	-2,69	-8,20	-8,75	-55,94
Sibanye Stillwater	5422	5759	-5,85	-2,71	-0,73	51,07
Vodacom Group	12504	12608	-0,82	0,72	-7,77	8,45

SOUTH AFRICAN MARKET COMMENTARY

SELECTED HEADLINES

Local stocks were lifted by vaccine hopes yesterday, with the All-Share index closed 0.45% higher to, while the Top-40 index rose 0.51%. Over the weekend, drug maker AstraZeneca resumed its British clinical trials of its COVID-19 vaccine, one of the most advanced in development, reigniting hopes a solution to the contagious virus could be found soon. Looking at individual stocks, Gold Fields topped the Top 40 index after it added 6.01%, while on the other end, Sibanye Stillwater dropped 5.85%. Bonds gained, with the yield on the benchmark government instrument due in 2030 down 11 bps to 9.25%.



EXPECTED COMPANY REPORTING SCHEDULE

COMPANY	CODE	RELEASE	DATE
Harmony	HAR	Final	15 Sep
Anchor	ACG	Interim	15 Sep
Stenprop	STP	AGM	16 Sep
The Foschini Group	TFG	AGM	16 Sep
Discovery	DSY	Final	16 Sep

BANK AND OTHER SELECTED PREFERENCE SHARES

ISSUER	CODE	CLOSE	CLEAN YIELD	APPROX. NEXT LDT
Nedbank	NBKP	712	8,51	15 Sep '20
Investec Bank	INLP	6190	9,69	10 Dec '20
Investec Limited	INPR	6270	8,90	10 Dec '20
Standard Bank	SBPP	6750	8,08	14 Apr '21
Firstrand Bank	FSRP	6335	8,39	18 Feb '21
Absa	ABSP	54200	9,40	15 Sep '20
Imperial Holdings	IPLP	---	---	---
PSG	PGFP	6550	9,32	15 Sep '20
Capitec	CPIP	8500	7,11	15 Sep '20
Sasfin	SFNP	5200	12,20	08 Oct '20
Grindrod	GNDP	6330	10,32	21 Sep '20
Netcare	NTCP	6200	9,74	29 Oct '20
Discovery	DSBP	6900	10,71	21 Sep '20
Invicta	IVTP	5350	14,30	03 Dec '20

SENS ANNOUNCEMENTS

SELECTED RELEASES

Bidvest (BVT) – Results – R16Bn COVID-19 charges pushes trading profit lower

The industrial conglomerate's trading profit declined by nearly 20% to R5.35Bn, due to R1.6Bn COVID-19 related charges, with the group stating that its trading profit would have been up 3% YoY if not for it. The group said the results were credible, "considering the already significantly constrained South African economy pre-COVID-19 and the pandemic's impact on the last quarter". The industrial group however warned due to the current market conditions there will be retrenchments across the entire business. The group opted not to declare a final dividend, citing the levels of uncertainty of the pandemic and its ongoing restructuring.

Move | 5.94% Open | 14385c Close | 15224c High | 15726c Low | 14328c

Metrofile (MFL) – Results – Document management group eyes Q1 2021 to return to normal profitability

The document specialty group's revenue slipped 1% as the nationwide lockdown negatively affected its digital services, products and solutions revenue streams. The groups' operating profit from continuing operations decreased by 3% to R217 million, as the loss in revenue was offset by a reduction in costs. The board resolved to declare a final dividend of 7 cents from income reserves in a time when many other listed groups are opting to retain capital due to uncertainty. "We have had a good start to the new financial year following the cost reduction measures, and despite the current economic challenges, we expect 1QFY21 to return to historical levels of profitability", the group said in its outlook statement.

Move | 4.80% Open | 230c Close | 240c High | 248c Low | 225c

Astral Foods (ARL) – Trading Update – COVID-19 disruptions lead to profit drop

South Africa's leading integrated poultry producer warned shareholders that profits will decline for the full-year, as the government lockdowns forced fast-food restaurants to close to slow the spread of the virus. The group expects HEPS will drop by not more than 25% compared to the 1674 cents in the previous financial year, and operating profit to drop by not more than 15%. The group channelled more chickens to its frozen production unit, resulting in higher stock levels of individually quick frozen (IQF) portions, resulting in downward pressure on selling prices.

Move | -2.42% Open | 14440c Close | 13800c High | 14730c Low | 13551c

LOCAL EQUITIES | JSE MID CAP COMPANIES

cents per share

COMPANY	CODE	CLOSE	PREVIOUS	1D%	1M%	YTD%
AECI	AFE	8412	8462	-0,59	-5,48	-21,38
Aspen Pharmacare	APN	12824	12720	0,82	-5,01	7,57
African Rainbow Min	ARI	21530	21650	-0,55	6,48	31,55
Assore	ASR	0,3145	0,309	1,78	2,78	-100,00
AVI	AVI	7298	7113	2,60	1,80	-17,97
Brait SE	BAT	325	317	2,52	18,18	-76,62
Barloworld	BAW	6250	6313	-1,00	-4,58	-44,56
Capital&Counties plc	CCO	2614	2647	-1,25	-10,48	-45,89
Clicks Group	CLS	23623	23676	-0,22	-4,94	-7,93
Coronation Fund Mngrs	CML	4010	4079	-1,69	-2,55	0,38
Dis-Chem Pharmacies	DCP	1940	1970	-1,52	4,92	-26,79
Distell Group	DGH	7220	7174	0,64	-5,62	-45,63
EPP N.V.	EPP	750	750	0,00	-19,35	-56,27
Exxaro Resources	EXX	13429	13572	-1,05	-4,20	2,40
Fortress REIT A	FFA	1235	1239	-0,32	-1,75	-35,88
Fortress REIT B	FFB	166	173	-4,05	-22,79	-79,25
Growthpoint Prop	GRT	1241	1230	0,89	-9,61	-43,87
Harmony GM Co	HAR	10306	10354	-0,46	0,43	101,29
Hammerson plc	HMN	580	578	0,35	-90,33	-89,74
Hyprop Inv	HYP	1714	1717	-0,17	-11,65	-69,42
Imperial Logistics	IPL	3648	3645	0,08	5,74	-37,64
Italtile	ITE	1199	1204	-0,42	13,11	-8,47
JSE	JSE	12156	12175	-0,16	0,46	1,71
KAP Industrial	KAP	243	250	-2,80	0,83	-42,14
PSG Konsult	KST	670	678	-1,18	-4,01	-29,47
Liberty Holdings	LBH	5802	5900	-1,66	-9,64	-47,56
Life Healthc Grp	LHC	1715	1781	-3,71	-3,65	-30,43
MultiChoice Group	MCG	8767	9091	-3,56	-16,27	-24,75
Mediclinic Int plc	MEI	5850	5900	-0,85	-3,70	-24,19
Mr Price Group	MRP	13327	13319	0,06	7,87	-26,98
Massmart Holdings	MSM	3448	3480	-0,92	58,46	-32,81
MAS Real Estate Inc.	MSP	1010	1010	0,00	-10,54	-47,12
Motus Holdings	MTH	3184	3121	2,02	8,34	-61,03
Momentum Met	MTM	1560	1565	-0,32	-3,35	-28,57
Northam Platinum	NHM	18248	17934	1,75	18,49	47,61
Netcare	NTC	1332	1380	-3,48	-1,33	-31,55
Pick n Pay Stores	PIK	4880	4872	0,16	8,40	-23,62
Pepkor Holdings	PPH	1170	1090	7,34	8,84	-35,25
PSG Group	PSG	4376	4356	0,46	18,69	-81,31
Quilter Plc	QLT	2903	2910	-0,24	-14,37	-0,92
RCL Foods	RCL	790	840	-5,95	-12,22	-28,51
Redefine Properties	RDF	238	238	0,00	-12,18	-68,52
Resilient REIT	RES	3865	3782	2,19	-10,12	-43,20
Reunert	RLO	3251	3162	2,81	3,21	-55,22
Rand Merchant Inv	RMI	3100	3172	-2,27	-5,34	0,52
Sappi	SAP	2554	2507	1,87	2,53	-41,52
Santam	SNT	25050	25079	-0,12	-0,20	-13,66
The Spar Group	SPP	18217	18211	0,03	6,15	-7,77
Sirius Real Estate	SRE	1638	1632	0,37	-0,61	2,38
Tiger Brands	TBS	18887	18462	2,30	5,44	-10,36
The Foschini Group	TFG	9120	9136	-0,18	23,24	-38,99
Telkom SA SOC	TKG	2430	2427	0,12	-13,80	-30,21
Truworths Int	TRU	3619	3628	-0,25	15,88	-26,44
Tsogo Sun Gaming	TSG	375	364	3,02	-12,79	-69,46
Vukile Property Fund	VKE	479	484	-1,03	-26,87	-75,31
Woolworths	WHL	3553	3617	-1,77	4,90	-26,89

LOCAL EQUITIES | JSE SMALL CAP COMPANIES

cents per share

COMPANY	CODE	CLOSE	PREVIOUS	1D%	1M%	YTD%
ADvTECH	ADH	878	878	0,00	14,17	-18,70
Allied Electronics Corp A	AEL	2361	2400	-1,63	9,05	2,21
Alexander Forbes Grp	AFH	341	336	1,49	6,56	-38,56
Afrimat	AFT	3720	3700	0,54	14,81	12,08
African Oxygen	AFX	1691	1736	-2,59	-1,40	-21,39
Arrowhead Prop B	AHB	131	130	0,77	-16,56	-65,53
African Rainbow Cap Inv	AIL	283	283	0,00	-3,74	-32,13
Adcock Ingram	AIP	4000	4000	0,00	-7,92	-25,62
Astral Foods	ARL	13800	14142	-2,42	-5,23	-36,45
Attacq	ATT	375	376	-0,27	-11,56	-69,64
Blue Label Telecoms	BLU	330	330	0,00	15,79	27,91
Brimstone Inv Corp -N	BRN	420	434	-3,23	-8,10	-45,81
City Lodge Hotels	CLH	263	290	-9,31	-52,18	-96,35
Curro Holdings	COH	830	830	0,00	1,22	-53,11
Cashbuild	CSB	18994	18621	2,00	5,72	-15,57
Cartrack Holdings	CTK	3098	3237	-4,29	19,15	27,86
DRD Gold	DRD	2333	2300	1,43	-2,22	211,07
Dateatec	DTC	2123	2138	-0,70	-7,66	-36,05
Emira Property Fund	EMI	603	602	0,17	2,20	-54,35
Equites Prop Fund	EQU	1695	1702	-0,41	3,16	-15,25
Famous Brands	FBR	4760	4765	-0,10	-0,25	-38,97
Grindrod	GND	341	347	-1,73	-12,34	-32,21
Hosken Cons Inv	HCI	3150	3111	1,25	6,78	-65,38
Hudaco Industries	HDC	7290	7265	0,34	6,11	-31,64
Hospitality Prop Fund B	HPB	260	260	0,00	-13,33	-65,83
Investec Aus. Prop	IAP	1572	1569	0,19	2,61	7,23
Investec Property Fund	IPF	899	896	0,33	-2,28	-38,97
Intu Properties plc	ITU	29	29	---	0,00	-95,37
Liberty Two Degrees	L2D	450	440	2,27	-11,59	-32,84
Long 4 Life	L4L	280	287	-2,44	-7,28	-30,52
Libstar Holdings	LBR	673	652	3,22	1,36	-11,33
Lewis Group	LEW	1760	1831	-3,88	27,44	-48,69
Lighthouse Capital	LTE	730	738	-1,08	-6,41	-16,09
Montauk Holdings	MNK	3751	4000	-6,23	8,76	-1,29
Mpact	MPT	876	888	-1,35	-14,12	-41,21
Metair Investments	MTA	1800	1803	-0,17	-5,26	-22,08
Murray & Roberts	MUR	550	546	0,73	-11,58	-48,41
Nampak	NPK	88	90	-2,22	-24,14	-87,12
Oceana Group	OCE	6188	6190	-0,03	-7,64	0,54
OCTODEC INVEST	OCT	530	534	-0,75	-7,83	-65,47
Omnia Holdings	OMN	2801	2775	0,94	3,02	-17,01
Pan African Resource plc	PAN	519	515	0,78	-4,95	140,28
Peregrine Holdings	PGR	2060	2066	-0,29	0,49	8,88
PPC	PPC	74	78	-5,13	-7,50	-70,40
Royal Bafokeng Plat.	RBP	7177	7199	-0,31	17,71	44,64
Raubex Group	RBX	2045	2043	0,10	-11,85	-14,76
RFG Holdings	RFG	1290	1318	-2,12	-0,08	-13,48
RDI REIT P.L.C	RPL	1958	1999	-2,05	2,51	-18,89
SA Corp Real Estate	SAC	110	109	0,92	-6,78	-64,05
Steinhoff Int N.V.	SNH	78	79	-1,27	-22,00	-7,14
Super Group	SPG	2054	2040	0,69	12,86	-27,78
Stor-Age Prop REIT	SSS	1282	1299	-1,31	5,43	-13,26
Stenprop	STP	2650	2650	0,00	-3,50	9,05
Sun International	SUI	1240	1231	0,73	1,56	-68,92
Spur Corporation	SUR	1277	1400	-8,79	-13,95	-52,08
Transaction Capital	TCP	2087	2050	1,80	18,92	-1,09
Tsogo Sun Hotels	TGO	161	164	-1,83	-23,33	-58,93
Textainer Group	TXT	20866	20605	1,27	9,82	49,99
Wilson Bayly Hlm-Ovc	WBO	11084	11232	-1,32	-1,91	-19,75
Zeder Inv	ZED	245	250	-2,00	9,87	-48,53

10-YEAR BOND YIELDS | SELECTED ITEMS

basis point change

REGION	YIELD	1D	1M	1Y
United States	0,67	0	-4	---
United Kingdom	0,19	1	-5	-57
Germany	-0,48	0	-6	-3
Japan	0,01	0	-3	---
South African 10-Year	9,25	-11	-3	104

GLOBAL INTEREST RATES | SELECTED ITEMS

REGION	CURRENT RATE
United States	0,00%-0,25%
United Kingdom	0,10%
European	0,00%
SA Repo Rate	3,50%
SA Prime Rate	7,00%

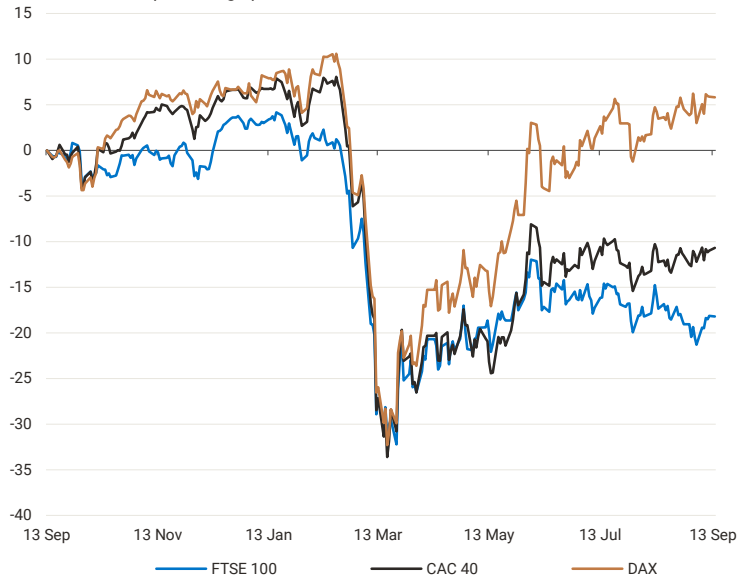
SOUTH AFRICAN 10-YEAR BOND YIELD 2019 v 2020



GLOBAL MARKETS

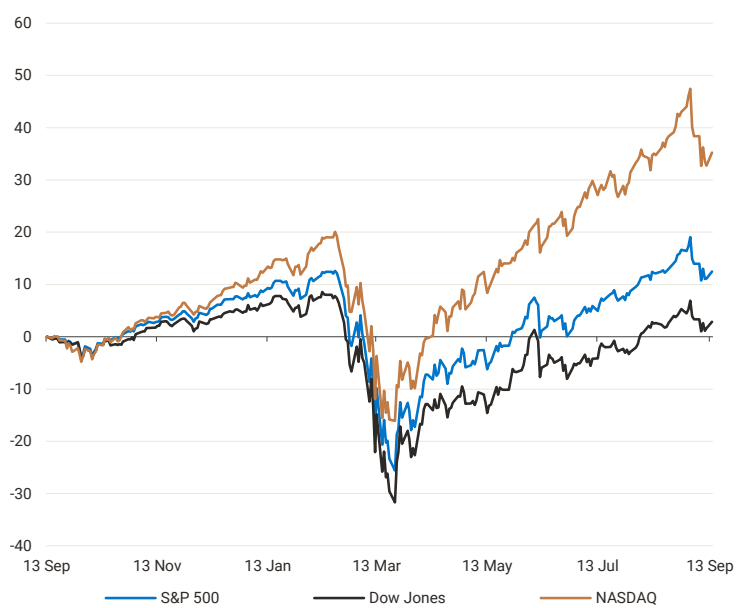
EUROPEAN INDICES

normalised percentage performances



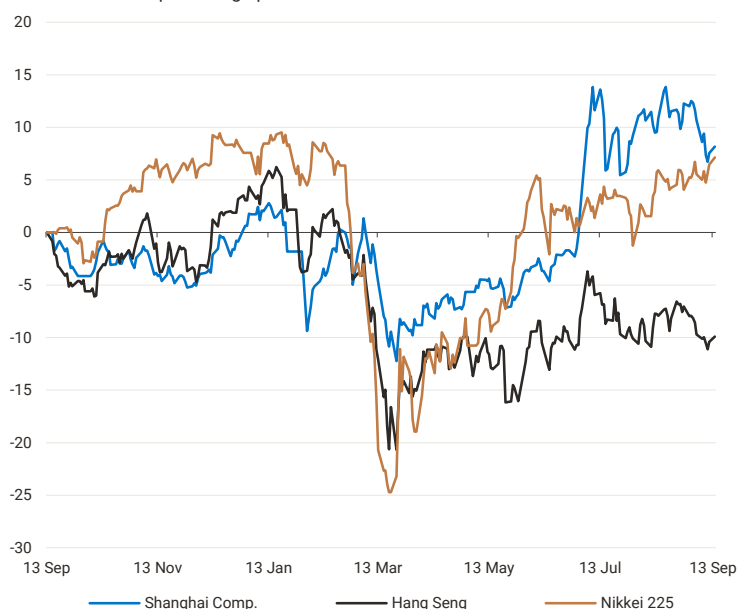
AMERICAN INDICES

normalised percentage performances



ASIAN INDICES

normalised percentage performances



EUROPEAN MARKET COMMENTARY

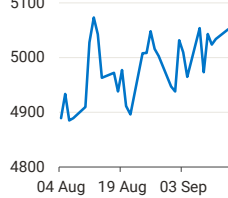
SELECTED HEADLINES

European stocks ended the day in the green on Monday, after a mixed session that came on the back of a resumption of coronavirus vaccine trials. Stocks received a boost from news that Phase III trials of AstraZeneca's coronavirus vaccine have resumed in the UK after trials were halted last week over safety concerns. The news raises hope that one of the leading candidates in the global race to develop a vaccine which can stem the pandemic is back on track. On the data front, euro zone industrial production grew by 4.1% month-on-month in July, showing a slowing down of the bloc's expected rebound in industrial output.

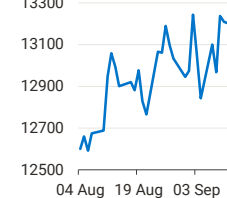
EUROPEAN INDICES

	CLOSE	PREVIOUS	1D%	6M%	1Y%	YTD%
CAC 40	5051,9	5034,1	0,35	22,67	-10,67	-15,49
DAX 30	13193,7	13202,8	-0,07	42,91	5,82	-0,42
FTSE	6026,3	6032,1	-0,10	12,30	-18,20	-20,10

CAC 40



DAX



FTSE



AMERICAN MARKET COMMENTARY

SELECTED HEADLINES

Equities on Wall Street closed higher on Monday, as investors embraced positive developments on the vaccine front and geared up for the year's busiest week so far for initial public offerings. Snowflake, a cloud-computing company, looks to lead the way, with plans to raise up to \$3.08 billion at a valuation of up to \$30.5 billion. A dozen companies are on tap to go public for the week, while aiming to raise a collective \$6.8 billion. Major stock indexes were led higher Monday by shares of financial, energy and real-estate companies, after last week's market turbulence led the technology-heavy Nasdaq Composite to post its steepest weekly decline since the height of the pandemic-driven selloff in March.

AMERICAN INDICES

	CLOSE	PREVIOUS	1D%	6M%	1Y%	YTD%
Dow Jones	27993,3	27665,6	1,18	20,74	2,84	-1,91
Nasdaq	11056,7	10853,5	1,87	40,40	35,22	23,23
S&P 500	3383,5	3341,0	1,27	24,81	12,51	4,73

DOW JONES



NASDAQ



S&P 500



ASIAN MARKET COMMENTARY

SELECTED HEADLINES

Asian equities extended gains on Tuesday and the dollar slipped, with investor sentiment supported by Chinese data and optimism about COVID-19 vaccines. Chinese blue chips added 0.4%, buoyed by data showing China's industrial output rose 5.6% in August from a year ago, expanding for a fifth straight month. Japanese Chief Cabinet Secretary Yoshihide Suga won a landslide victory in a ruling party leadership election, paving the way for Japan's first change of leader in nearly eight years. Strategists expect Japanese equities to take support from Suga's win.

ASIAN INDICES

	LAST	CLOSE	% CHG	1D%	1Y%	YTD%
Hang Seng	24759,5	24640,3	0,48	0,56	-9,92	-12,59
Nikkei 225	23441,2	23559,3	-0,50	0,65	7,14	-0,41
Shanghai	3288,1	3278,8	0,28	0,57	8,17	7,50

HANG SENG



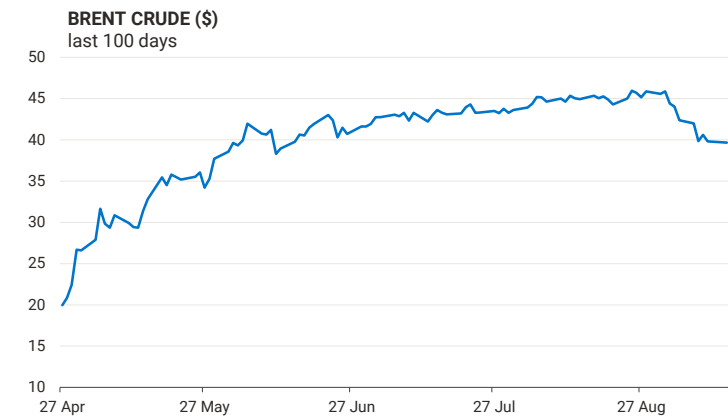
NIKKEI 225



SHANGHAI



COMMODITIES



COMMODITY MARKET COMMENTARY

SELECTED HEADLINES

Gold prices held steady on Tuesday, following a sharp rise in the previous session, as the dollar remained subdued ahead of the US Federal Reserve's monetary policy meeting that could provide more clues on stimulus measures and inflation targeting. Oil prices inched lower on Tuesday as a bleaker outlook for global fuel demand prompted fresh selling, but short-covering ahead of a meeting later this week of OPEC and its allies, known as OPEC+, limited losses. Major oil industry producers and traders are forecasting a bleak future for worldwide fuel demand, due to the coronavirus pandemic's ongoing assault on the global economy, with OPEC downgrading its oil demand forecast on Monday and BP citing demand might have peaked in 2019.

COMMODITY	LAST	CLOSE	% CHG	1D%	1Y%	YTD%
Brent Crude (\$)	39,6	39,7	-0,23	-0,23	-34,03	-39,89
Gold (\$)	1965,7	1964,1	0,08	1,26	31,95	29,47
Palladium	2321,0	2325,5	-0,19	-0,09	44,76	19,90
Platinum (\$)	961,4	960,7	0,08	3,52	1,55	-0,32
Silver	27,4	27,4	0,11	2,57	57,13	53,52



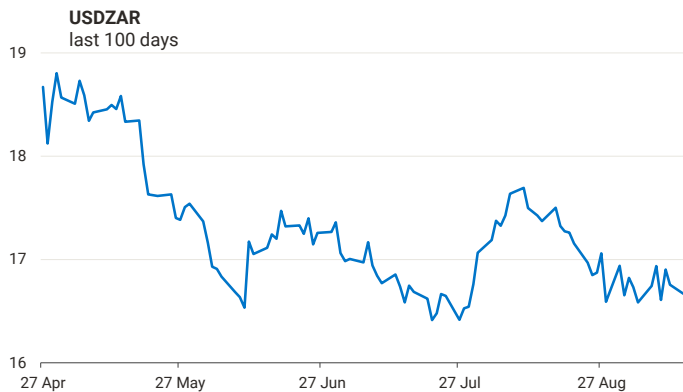
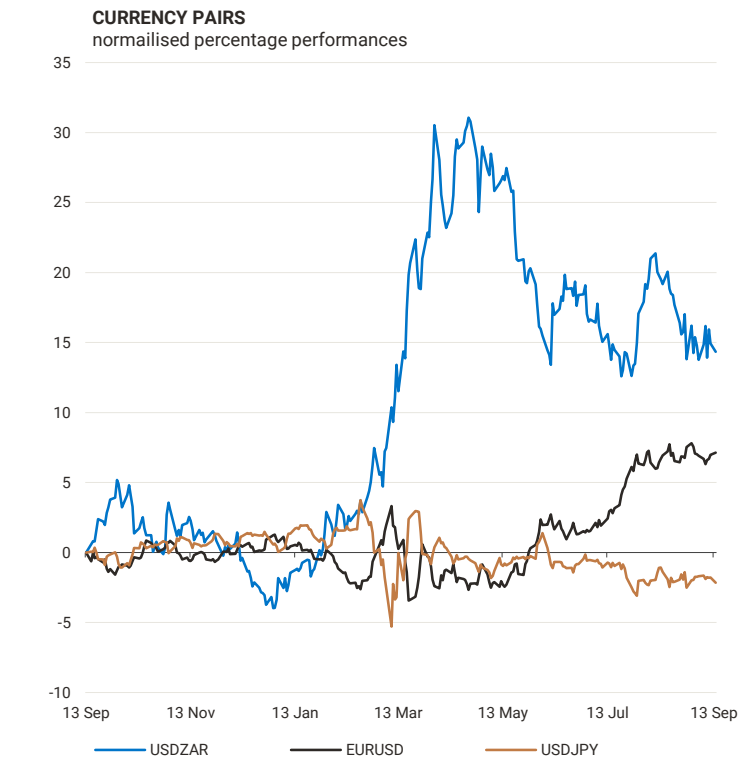
CURRENCIES

CURRENCY PAIR	LAST	CLOSE	% CHG	1D%	1Y%	YTD%
USDZAR	16,6240	16,6668	-0,26	-0,53	14,33	19,06
GBPZAR	21,3826	21,4110	-0,13	-0,13	17,52	15,34
EURZAR	19,7713	19,7713	0,00	-0,38	22,46	26,01
AUDZAR	12,1734	12,1480	0,21	-0,45	21,13	23,63
EURUSD	1,1894	1,1863	0,26	0,15	7,13	5,82
USDJPY	105,69	105,73	-0,05	-0,40	-2,17	-2,71
GBPUSD	1,2863	1,2846	0,14	0,39	2,79	-3,12
USDCHF	0,9068	0,9085	-0,19	-0,05	-8,26	-6,14
AUDCAD	0,9627	0,9604	0,24	0,02	5,06	5,35

CURRENCY MARKET COMMENTARY

SELECTED HEADLINES

The rand firmed on Monday, lifted by improved risk appetite globally as a coronavirus vaccine trial was back on track and investors looked forward to key central bank meetings locally and abroad. At the close, the rand was 0.53% firmer at R16.67 per dollar. The greenback slipped, weighed by expectations that the US Federal Reserve will reiterate its policy of lower lending rates for longer. The Fed's policy announcement comes on Wednesday, followed by the Bank of Japan and the Bank of England's policy decisions on Thursday. The local central bank also decides rates this week.



Disclaimer: This note is prepared for Sanlam Private Wealth (Pty) Ltd, by K2013143132 (Pty) Ltd trading as Thompson Green. Thompson Green is an independent company contracted to Sanlam Private Wealth (Pty) Ltd. The views expressed in this note are those of Thompson Green and/or its analysts and not necessarily the views of Sanlam Private Wealth (Pty) Ltd, Sanlam or any officer or agent thereof. K2013143132 (Pty) Ltd trading as Thompson Green is a research house and not a registered broker, financial advisor or financial service provider. Our editors and customer services teams also do not give personal investment advice. The information in this document is general advice only and may not be appropriate to your particular investment objectives, financial situation or particular needs, so before investing or if in any doubt about your personal situation, you should seek professional advice from a stockbroker or independent financial adviser authorised by the Financial Services Board. We research our recommendations and articles thoroughly, but disclaim all liability for any inaccuracies or omissions in this publication and any trading or investment losses you may incur. Should you outperform inflation, we will take the credit. Thompson Green also acts as an Introducer of Business to Authorised Financial Services Providers. All accounts opened are held by the Authorised Registered Financial Services Provider and not Thompson Green. The information in this email is confidential and may be legally privileged. It is intended solely for the addressee. Access to this email by anyone else is unauthorised. If you are not the intended recipient, any disclosure, copying, distribution or any action taken or omitted to be taken in reliance on it, is prohibited and may be unlawful. If you are not the intended recipient please return the message to the sender and delete it from your records.