

GLOBAL OVERVIEW | SELECTED INDICES

SOUTH AFRICAN INDICES	CLOSE	PREVIOUS	1D%	5D%	1M%	YTD%
All Share	56130,8	56327,1	-0,35	3,11	-1,66	-1,67
Top 40	51795,7	51976,8	-0,35	3,21	-1,79	1,93
Financial 15	10074,9	10163,4	-0,87	3,11	-0,80	-35,73
Industrial 25	74889,7	75196,5	-0,41	3,24	-0,29	8,06
Resource 10	56708,1	56746,9	-0,07	3,22	-3,77	15,12
Mid Cap	58017,5	58310,9	-0,50	1,77	-0,99	-25,17
Small Cap	37277,9	37331,0	-0,14	2,26	1,18	-18,90
Gold	5885,3	5861,0	0,42	8,05	4,01	107,06
Platinum	81,6	82,8	-1,39	5,42	1,88	22,78
Banks	5366,0	5460,5	-1,73	5,60	5,24	-38,54
General Retailers	3850,8	3932,2	-2,07	7,66	9,52	-31,34
Property (J253) - Total Ret	1022,2	1018,5	0,36	-1,76	-9,57	-45,54

AMERICAN INDICES	CLOSE	PREVIOUS	1D%	5D%	1M%	YTD%
Dow Jones	27995,6	27993,3	0,01	1,80	0,23	-1,90
Nasdaq	11190,3	11056,7	1,21	3,16	1,55	24,72
S&P 500	3401,2	3383,5	0,52	2,08	0,84	5,27
Dollar Index	93,1	93,1	0,02	-0,46	0,00	-3,43
US VIX	25,6	25,9	-1,01	-18,66	16,05	72,67

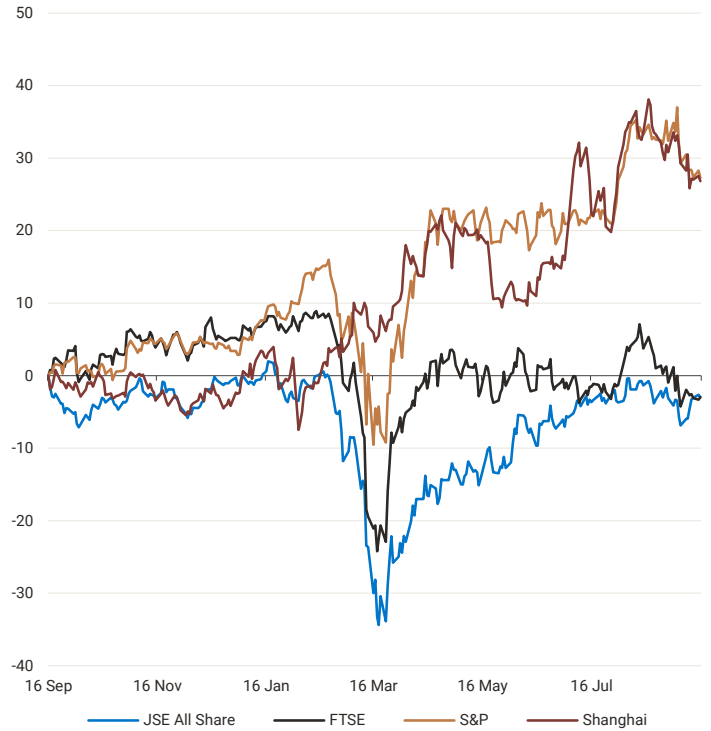
EUROPEAN INDICES	CLOSE	PREVIOUS	1D%	5D%	1M%	YTD%
CAC 40	5067,9	5051,9	0,32	1,90	2,12	-15,22
DAX 30	13217,7	13193,7	0,18	1,92	2,45	-0,24
Eurostoxx 50	3328,0	3316,8	0,34	1,86	0,86	-11,14
FTSE	6105,5	6026,3	1,32	2,95	0,25	-19,05

ASIAN INDICES	CLOSE	PREVIOUS	1D%	5D%	1M%	YTD%
Hang Seng	24732,8	24640,3	0,38	0,44	-1,79	-12,26
Nikkei 225	23454,9	23559,3	-0,44	0,78	0,71	-0,85
Shanghai	3295,7	3278,8	0,51	-0,63	-1,92	8,05

EARLY MORNING INDICATORS	LAST	CLOSE	% CHG	1D%	5D%	YTD%
Tencent (China)	532,0	529,5	0,47	0,00	4,13	40,97
BHP Billiton (Australia)	3831,0	3749,0	2,19	0,67	0,21	-3,67

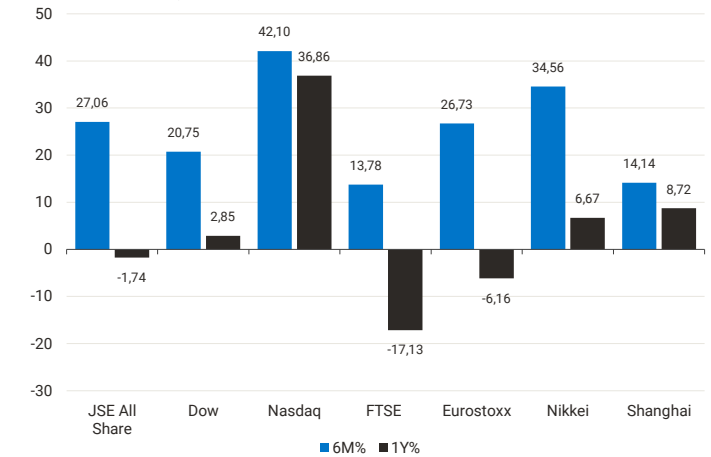
INTERNATIONAL INDICES

normalised percentage performances (in rand terms)



INTERNATIONAL INDICES

6-month & 1-year percentage performances



INTERNATIONAL ECONOMIC CALENDAR | SELECTED EVENTS

TIME	AREA	TODAY'S EVENTS & RELEASES	PERIOD	EXP.	PREV.
13:00	RSA	Retail Sales YoY	Jul	-5.0%	-7.5%
13:00	RSA	Retail Sales MoM	Jul	---	6.4%
14:30	USD	Core Retail Sales m/m	Aug	1.0%	1.9%
20:00	USD	Federal Funds Rate	---	<0.25%	<0.25%
20:30	USD	FOMC Press Conference	---	---	---

TIME	AREA	PREVIOUS SESSION'S RELEASES	PERIOD	ACTL.	EXP.
8:45	EUR	French Final CPI m/m	Aug	-0.1%	-0.1%
11:00	EUR	ZEW Economic Sentiment	Sep	73.9	63.0
11:00	EUR	German ZEW Economic Sentiment	Sep	77.4	69.7
14:30	USD	Empire State Manufacturing Index	Sep	17.0	6.2
15:15	USD	Industrial Production m/m	Aug	0.4%	1.2%

LOCAL EQUITIES | JSE ALL SHARE COMPANIES

cents per share

BEST ONE-DAY % PERFORMERS	CODE	CLOSE	1D%	5D%	YTD%
SA Corp Real Estate	SAC	118	7,27	14,56	-61,44
Brimstone Inv Corp -N	BRN	450	7,14	-6,44	-41,94
Invicta Holdings	IVT	1068	6,48	-11,00	-39,70
Arrowhead Prop B	AHB	138	5,34	-4,17	-63,68
Rhodes Food Grp	RFG	1356	5,12	1,19	-9,05
Super Group	SPG	2130	3,70	9,91	-25,11
Harmony GM Co	HAR	10686	3,69	8,66	108,71
Textainer Group	TXT	21570	3,37	12,22	55,05

WORST ONE-DAY % PERFORMERS	CODE	CLOSE	1D%	5D%	YTD%
Nampak	NPK	75	-14,77	-16,67	-89,02
PPC	PPC	64	-13,51	-20,00	-74,40
Mpact	MPT	790	-9,82	-13,19	-46,98
Stadio Holdings	SDO	140	-6,67	-2,10	-30,00
Stenprop	STP	2474	-6,64	-8,17	1,81
African Rainbow Cap Inv	AIL	265	-6,36	-8,62	-36,45
Raubex Group	RBX	1925	-5,87	-14,10	-19,76
Grindrod	GND	321	-5,87	-12,05	-36,18

JSE ALL SHARE INDEX

2019 vs 2020



DIVIDEND DATA | SELECTED JSE ALL SHARE COMPANIES

Ex div 16 Sep

COMPANY	CODE	DIVIDEND
Richemont	CFR	10 CHF
Clientele	CLI	95 ZARc
Italtile	ITE	10 ZARc
Lewis	LEW	65 ZARc
Resilient REIT	RES	100.48 ZARc

COMPANY	CODE	DIVIDEND
Sibanye Stillwater	SSW	50 ZARc

LOCAL EQUITIES | JSE LARGE CAP COMPANIES

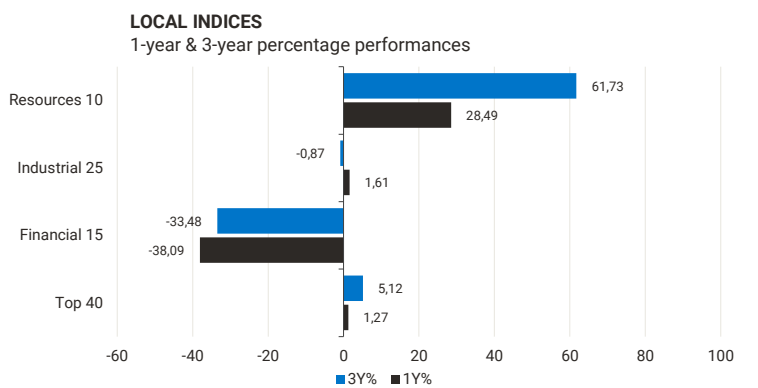
cents per share

COMPANY	CLOSE	PREVIOUS	1D%	5D%	1M%	YTD%
Absa Group	8846	8973	-1,42	7,30	15,63	-40,75
Anglo American plc	41747	41750	-0,01	2,74	-2,81	4,67
Anglo American Plat	128123	131283	-2,41	0,39	-4,47	-2,00
Anglogold Ashanti	48806	49467	-1,34	3,18	-1,51	54,21
Anheuser-Busch InBev SA N	93741	94250	-0,54	-1,24	-4,54	-18,86
BHP Group Plc	37690	37453	0,63	1,79	-9,05	14,29
BID Corporation	26945	27200	-0,94	-0,70	-5,44	-18,40
British American Tob plc	57420	56849	1,00	2,17	-0,36	-3,88
Bidvest	14870	15224	-2,33	6,28	4,50	-27,38
Compagnie Fin Richemont	12136	12288	-1,24	6,10	6,05	10,80
Capitec Bank	97696	97112	0,60	8,55	10,91	-32,45
Discovery	13494	13346	1,11	7,87	12,51	11,86
Firststrand	3955	4025	-1,74	3,67	4,11	-37,02
Gold Fields	23759	23380	1,62	13,74	11,06	147,83
Glencore plc	3944	3878	1,70	3,79	1,05	-9,08
Impala Platinum	17026	17599	-3,26	8,56	-0,12	18,63
Investec	2939	3065	-4,11	-5,68	-12,79	-29,15
Investec plc	2890	3023	-4,40	-6,08	-14,92	-29,48
Kumba Iron Ore	53349	54761	-2,58	4,40	-7,01	27,92
Mondi plc	32607	32370	0,73	1,26	-6,26	-0,07
MTN Group	5682	5715	-0,58	-5,77	-17,69	-31,12
Ninety One Plc	4500	4550	-1,10	-3,93	-6,09	---
Nedbank Group	10115	10308	-1,87	9,25	-2,20	-52,80
Naspers -N-	296711	295800	0,31	3,96	-1,37	29,52
NEPI Rockcastle Plc	7109	7025	1,20	-0,75	-17,76	-42,59
Ninety One	4500	4547	-1,03	-1,34	-3,43	---
Old Mutual	1044	1065	-1,97	-3,96	-19,32	-46,90
Prosus N.V.	159575	160949	-0,85	1,02	-2,24	51,40
Remgro	8978	8867	1,25	2,72	-1,55	-53,96
RMB	120	123	-2,44	-4,76	-9,77	-98,51
Reinet Investments S.C.A	29921	29435	1,65	-4,20	-4,20	7,82
Standard Bank Group	11314	11600	-2,47	7,60	6,50	-32,78
Shoprite	14900	14988	-0,59	15,50	24,99	18,33
Sanlam	5452	5450	0,04	0,91	-9,36	-31,07
Sasol	12925	13370	-3,33	-9,48	-11,79	-57,41
Sibanye Stillwater	5361	5422	-1,13	0,94	-1,85	49,37
Vodacom Group	12483	12504	-0,17	-2,14	-7,93	8,27

SOUTH AFRICAN MARKET COMMENTARY

SELECTED HEADLINES

In the local equities market, stocks gave back the previous session's gains as investors focused on negative company results and earnings forecasts. Both the JSE All-Share index and Top 40 index fell 0.35%. TFG closed 4.80% weaker after the fashion retailer said it expects its half-year profit to fall by 20% as sales declined due to store closures during COVID-19 lockdown restrictions. The weak earnings forecast and sales numbers even as restrictions eased also pushed its rivals Woolworths Holdings and Truworths down 2.50% and 3.29%, respectively. Leading the decliners was PPC down 13.51% after the cement maker said it will do a capital raise and sell assets as part of restructuring agreements with its South African lenders.



EXPECTED COMPANY REPORTING SCHEDULE

COMPANY	CODE	RELEASE	DATE
Stenprop	STP	AGM	16 Sep
The Foschini Group	TFG	AGM	16 Sep
Discovery	DSY	Final	16 Sep
Woolworths	WHL	Final	17 Sep
Invicta Holdings	IVT	AGM	17 Sep

BANK AND OTHER SELECTED PREFERENCE SHARES

ISSUER	CODE	CLOSE	CLEAN YIELD	APPROX. NEXT LDT
Nedbank	NBKP	715	8,48	15 Sep '20
Investec Bank	INLP	6153	9,75	10 Dec '20
Investec Limited	INPR	6280	8,89	10 Dec '20
Standard Bank	SBPP	6670	8,18	14 Apr '21
Firststrand Bank	FSRP	6319	8,41	18 Feb '21
Absa	ABSP	54650	9,32	15 Sep '20
Imperial Holdings	IPLP	---	---	---
PSG	PGFP	6551	9,32	15 Sep '20
Capitec	CPIP	8635	6,99	15 Sep '20
Sasfin	SFNP	5200	12,21	08 Oct '20
Grindrod	GNDP	6450	10,12	21 Sep '20
Netcare	NTCP	6300	9,58	29 Oct '20
Discovery	DSBP	6970	10,60	21 Sep '20
Invicta	IVTP	5350	14,30	03 Dec '20

SENS ANNOUNCEMENTS

SELECTED RELEASES

Harmony (HAR) – Results – Gold miner swings to full-year loss due to derivative losses
The dual-listed South African gold miner swung to an annual loss of R828 million (\$53 million), impacted by derivative losses of about R1.7bn caused by a weaker exchange rate, this despite the miner increasing revenue on the back of higher precious metal prices. The miner posted a headline loss per share of 164 cents for the year versus a profit of 204 cents per share a year earlier. The group looks set to benefit from its nearly acquired Anglo Gold assets, Mponeng underground gold mine and Mine Waste Solutions surface gold recovery operations, with CEO Peter Steenkamp adding, "at the current great gold price, these assets will immediately hit the ground running".

Move | 3.69% Open | 10498c Close | 10686c High | 11279c Low | 10497c

Remgro (REM) – Trading Statement – COVID-19 hits underlying holdings driving profit lower

The investment holding company, chaired by Johann Rupert, warned shareholders on Tuesday that profit could tumble as much as 75%. HEPS from continued operations is expected to drop between 65% and 75% from the previous period's 981.4 cents. The HEPS has been adjusted for the group's unbundling of its 28.2% interest in RMB Holdings in June. "The decrease in headline earnings from continuing operations is mainly due to the negative impact the COVID-19 pandemic and the resultant lockdown measures had on the earnings of most of Remgro's underlying investee companies," the group said.

Move | 1.25% Open | 8869c Close | 8978c High | 9222c Low | 8763c

Transaction Capital (TCP) – Trading Statement – Nationwide lockdown impacted group's taxi operations

The group released a trading statement that saw the group end its 5-year profit growth streak, as the global pandemic disrupted its operations. The group's core operations are SA Taxi, which provides finance and insurance to minibus taxi operators, and Transaction Capital Risk Services (TCRS), which is involved in debt collection and payment processes. The group warned that core headline earnings can fall as much as 80% from the previous year's R803 million. Commenting on the local taxi industry the group said, "the industry has recovered quickly and transitioned smoothly to near-normalised operational activity as lockdown restrictions have been eased and the economy reopens".

Move | -0.81% Open | 2058c Close | 2070c High | 2119c Low | 2040c

LOCAL EQUITIES | JSE MID CAP COMPANIES

cents per share

COMPANY	CODE	CLOSE	PREVIOUS	1D%	1M%	YTD%
AECI	AFE	8330	8412	-0,97	-6,40	-22,15
Aspen Pharmacare	APN	12655	12824	-1,32	-6,26	6,15
African Rainbow Min	ARI	20957	21530	-2,66	3,64	28,05
Assore	ASR	0,3105	0,3145	-1,27	1,47	-100,00
AVI	AVI	7391	7298	1,27	3,10	-16,93
Brait SE	BAT	314	325	-3,38	14,18	-77,41
Barloworld	BAW	6285	6250	0,56	-4,05	-44,25
Capital&Counties plc	CCO	2600	2614	-0,54	-10,96	-46,18
Clicks Group	CLS	22843	23623	-3,30	-8,08	-10,97
Coronation Fund Mngrs	CML	4010	4010	0,00	-2,55	0,38
Dis-Chem Pharmacies	DCP	1838	1940	-5,26	-0,59	-30,64
Distell Group	DGH	7206	7220	-0,19	-5,80	-45,74
EPP N.V.	EPP	720	750	-4,00	-22,58	-58,02
Exxaro Resources	EXX	13397	13429	-0,24	-4,43	2,16
Fortress REIT A	FFA	1238	1235	0,24	-1,51	-35,72
Fortress REIT B	FFB	166	166	0,00	-22,79	-79,25
Growthpoint Prop	GRT	1250	1241	0,73	-8,96	-43,46
Harmony GM Co	HAR	10686	10306	3,69	4,13	108,71
Hammerson plc	HMN	575	580	-0,86	-90,42	-89,83
Hyprom Inv	HYP	1665	1714	-2,86	-14,18	-70,29
Imperial Logistics	IPL	3648	3648	0,00	5,74	-37,64
Italtile	ITE	1198	1199	-0,08	13,02	-8,55
JSE	JSE	11912	12156	-2,01	-1,55	-0,33
KAP Industrial	KAP	241	243	-0,82	0,00	-42,62
PSG Konsult	KST	677	670	1,04	-3,01	-28,74
Liberty Holdings	LBH	5755	5802	-0,81	-10,37	-47,99
Life Healthc Grp	LHC	1761	1715	2,68	-1,07	-28,56
MultiChoice Group	MCG	8644	8767	-1,40	-17,44	-25,80
Mediclinic Int plc	MEI	6031	5850	3,09	-0,72	-21,85
Mr Price Group	MRP	13176	13327	-1,13	6,65	-27,80
Massmart Holdings	MSM	3281	3448	-4,84	50,78	-36,07
MAS Real Estate Inc.	MSP	1019	1010	0,89	-9,74	-46,65
Motus Holdings	MTH	3270	3184	2,70	11,26	-59,98
Momentum Met	MTM	1526	1560	-2,18	-5,45	-30,13
Northam Platinum	NHM	18746	18248	2,73	21,73	51,64
Netcare	NTC	1322	1332	-0,75	-2,07	-32,07
Pick n Pay Stores	PIK	4807	4880	-1,50	6,77	-24,76
Pepkor Holdings	PPH	1171	1170	0,09	8,93	-35,20
PSG Group	PSG	4327	4376	-1,12	17,36	-81,52
Quilter Plc	QLT	2895	2903	-0,28	-14,60	-1,19
RCL Foods	RCL	749	790	-5,19	-16,78	-32,22
Redefine Properties	RDF	238	238	0,00	-12,18	-68,52
Resilient REIT	RES	3920	3865	1,42	-8,84	-42,39
Reunert	RLO	3282	3251	0,95	4,19	-54,79
Rand Merchant Inv	RMI	3100	3100	0,00	-5,34	0,52
Sappi	SAP	2455	2554	-3,88	-1,45	-43,78
Santam	SNT	25000	25050	-0,20	-0,40	-13,83
The Spar Group	SPP	18043	18217	-0,96	5,14	-8,65
Sirius Real Estate	SRE	1601	1638	-2,26	-2,85	0,06
Tiger Brands	TBS	18850	18887	-0,20	5,24	-10,54
The Foschini Group	TFG	8682	9120	-4,80	17,32	-41,92
Telkom SA SOC	TKG	2367	2430	-2,59	-16,03	-32,02
Truworths Int	TRU	3500	3619	-3,29	12,07	-28,86
Tsogo Sun Gaming	TSG	375	375	0,00	-12,79	-69,46
Vukile Property Fund	VKE	470	479	-1,88	-28,24	-75,77
Woolworths	WHL	3464	3553	-2,50	2,27	-28,72

LOCAL EQUITIES | JSE SMALL CAP COMPANIES

cents per share

COMPANY	CODE	CLOSE	PREVIOUS	1D%	1M%	YTD%
ADvTECH	ADH	904	878	2,96	17,56	-16,30
Allied Electronics Corp A	AEL	2245	2361	-4,91	3,70	-2,81
Alexander Forbes Grp	AFH	348	341	2,05	8,75	-37,30
Afrimat	AFT	3641	3720	-2,12	12,38	9,70
African Oxygen	AFX	1721	1691	1,77	0,35	-19,99
Arrowhead Prop B	AHB	138	131	5,34	-12,10	-63,68
African Rainbow Cap Inv	AIL	265	283	-6,36	-9,86	-36,45
Adcock Ingram	AIP	3998	4000	-0,05	-7,97	-25,66
Astral Foods	ARL	14084	13800	2,06	-3,28	-35,14
Attacq	ATT	385	375	2,67	-9,20	-68,83
Blue Label Telecoms	BLU	318	330	-3,64	11,58	23,26
Brimstone Inv Corp -N	BRN	450	420	7,14	-1,53	-41,94
City Lodge Hotels	CLH	268	263	1,90	-51,27	-96,28
Curro Holdings	COH	806	830	-2,89	-1,71	-54,46
Cashbuild	CSB	19259	18994	1,40	7,20	-14,39
Cartrack Holdings	CTK	2999	3098	-3,20	15,35	23,77
DRD Gold	DRD	2240	2333	-3,99	-6,12	198,67
Dateatec	DTC	2105	2123	-0,85	-8,44	-36,60
Emira Property Fund	EMI	610	603	1,16	3,39	-53,82
Equites Prop Fund	EQU	1696	1695	0,06	3,23	-15,20
Famous Brands	FBR	4740	4760	-0,42	-0,67	-39,23
Grindrod	GND	321	341	-5,87	-17,48	-36,18
Hosken Cons Inv	HCI	3170	3150	0,63	7,46	-65,16
Hudaco Industries	HDC	7150	7290	-1,92	4,08	-32,95
Hospitality Prop Fund B	HPB	260	260	0,00	-13,33	-65,83
Investec Aus. Prop	IAP	1584	1572	0,76	3,39	8,05
Investec Property Fund	IPF	900	899	0,11	-2,17	-38,90
Intu Properties plc	ITU	29	29	---	0,00	-95,37
Liberty Two Degrees	L2D	450	450	0,00	-11,59	-32,84
Long 4 Life	L4L	275	280	-1,79	-8,94	-31,76
Libstar Holdings	LBR	660	673	-1,93	-0,60	-13,04
Lewis Group	LEW	1760	1760	0,00	27,44	-48,69
Lighthouse Capital	LTE	720	730	-1,37	-7,69	-17,24
Montauk Holdings	MNK	3863	3751	2,99	12,00	1,66
Mpact	MPT	790	876	-9,82	-22,55	-46,98
Metair Investments	MTA	1835	1800	1,94	-3,42	-20,56
Murray & Roberts	MUR	520	550	-5,45	-16,40	-51,22
Nampak	NPK	75	88	-14,77	-35,34	-89,02
Oceana Group	OCE	6169	6188	-0,31	-7,93	0,23
OCTODEC INVEST	OCT	521	530	-1,70	-9,39	-66,06
Omnia Holdings	OMN	2866	2801	2,32	5,41	-15,08
Pan African Resource plc	PAN	524	519	0,96	-4,03	142,59
Peregrine Holdings	PGR	2090	2060	1,46	1,95	10,47
PPC	PPC	64	74	-13,51	-20,00	-74,40
Royal Bafokeng Plat.	RBP	7300	7177	1,71	19,73	47,12
Raubex Group	RBX	1925	2045	-5,87	-17,03	-19,76
RFG Holdings	RFG	1356	1290	5,12	5,03	-9,05
RDI REIT P.L.C	RPL	1930	1958	-1,43	1,05	-20,05
SA Corp Real Estate	SAC	118	110	7,27	0,00	-61,44
Steinhoff Int N.V.	SNH	74	78	-5,13	-26,00	-11,90
Super Group	SPG	2130	2054	3,70	17,03	-25,11
Stor-Age Prop REIT	SSS	1280	1282	-0,16	5,26	-13,40
Stenprop	STP	2474	2650	-6,64	-9,91	1,81
Sun International	SUI	1254	1240	1,13	2,70	-68,57
Spur Corporation	SUR	1300	1277	1,80	-12,40	-51,22
Transaction Capital	TCP	2070	2087	-0,81	17,95	-1,90
Tsogo Sun Hotels	TGO	160	161	-0,62	-23,81	-59,18
Textainer Group	TXT	21570	20866	3,37	13,53	55,05
Wilson Bayly Hlm-Ovc	WBO	10985	11084	-0,89	-2,79	-20,46
Zeder Inv	ZED	243	245	-0,82	8,97	-48,95

10-YEAR BOND YIELDS | SELECTED ITEMS

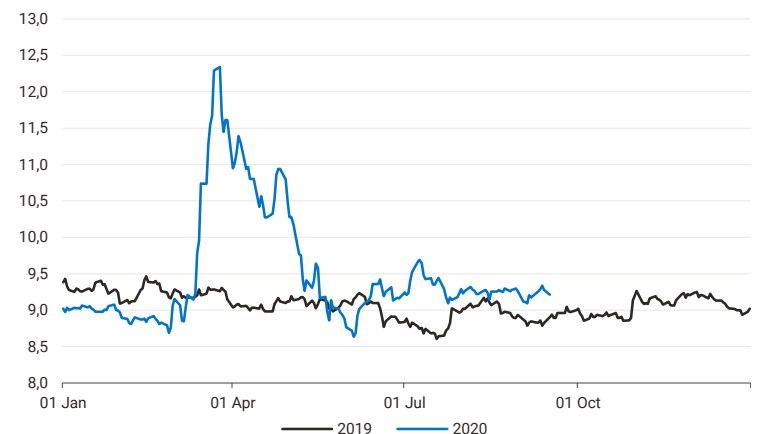
basis point change

REGION	YIELD	1D	1M	1Y
United States	0,68	0	-3	---
United Kingdom	0,22	2	-3	-54
Germany	-0,48	0	-6	-3
Japan	0,01	0	-3	---
South African 10-Year	9,19	-7	-10	97

GLOBAL INTEREST RATES | SELECTED ITEMS

REGION	CURRENT RATE
United States	0,00%-0,25%
United Kingdom	0,10%
European	0,00%
SA Repo Rate	3,50%
SA Prime Rate	7,00%

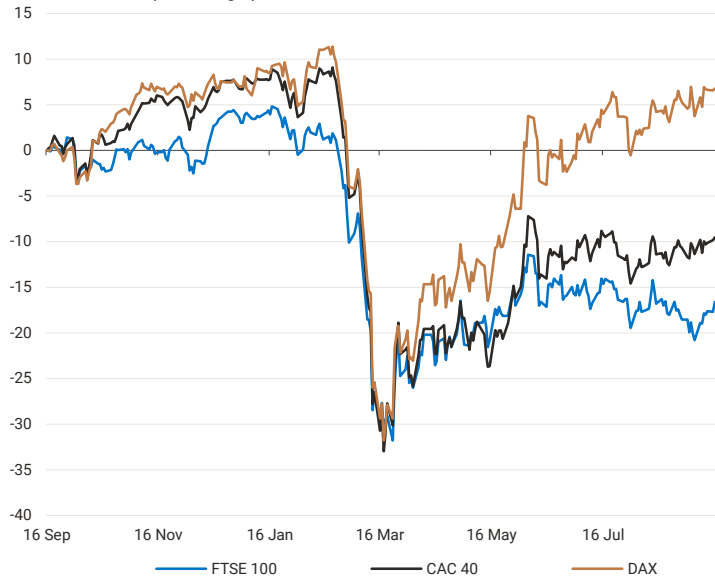
SOUTH AFRICAN 10-YEAR BOND YIELD 2019 v 2020



GLOBAL MARKETS

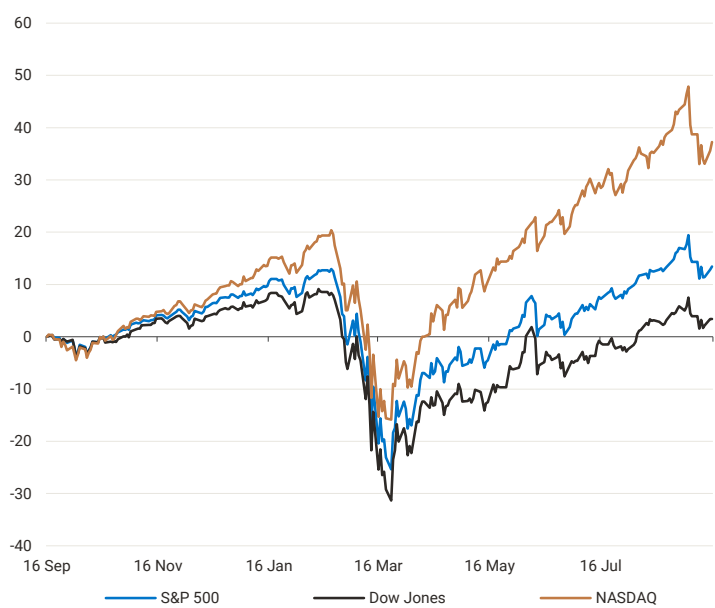
EUROPEAN INDICES

normalised percentage performances



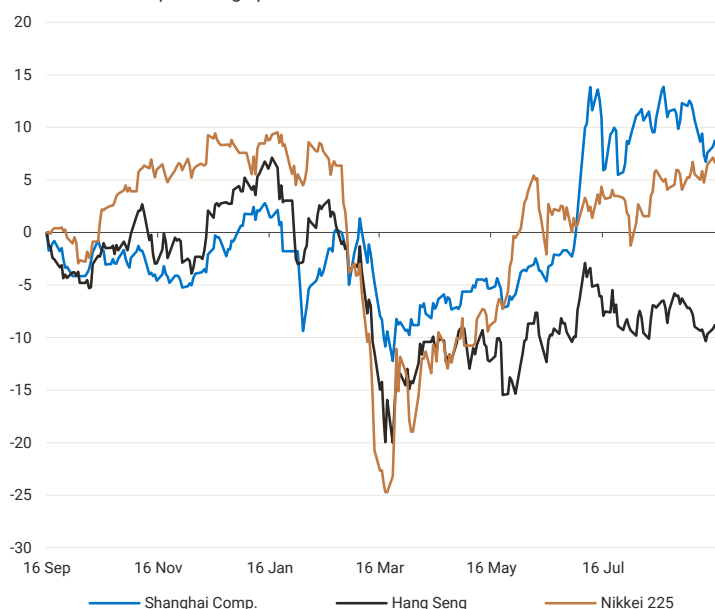
AMERICAN INDICES

normalised percentage performances



ASIAN INDICES

normalised percentage performances



EUROPEAN MARKET COMMENTARY

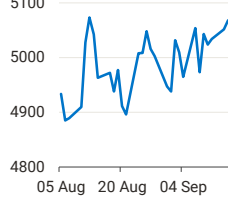
SELECTED HEADLINES

European stocks closed higher on Tuesday as investors shifted their focus to upcoming central bank meetings by the US Federal Reserve, Bank of Japan and Bank of England. Yesterday, data showed that sentiment in Germany's economy significantly exceeded expectations in September. In terms of individual share price action, H&M rallied more than 10.79% after beating third-quarter profit expectations, while Fiat Chrysler also added 9% after a revision of its planned merger with Peugeot maker PSA.

EUROPEAN INDICES

	CLOSE	PREVIOUS	1D%	6M%	1Y%	YTD%
CAC 40	5067,9	5051,9	0,32	23,06	-10,39	-15,22
DAX 30	13217,7	13193,7	0,18	43,17	6,01	-0,24
FTSE	6105,5	6026,3	1,32	13,78	-17,13	-19,05

CAC 40



DAX



FTSE



AMERICAN MARKET COMMENTARY

SELECTED HEADLINES

US stocks finished mostly higher yesterday as the blue-chip Dow shed early gains ahead of a policy update by the Federal Reserve. The Nasdaq led the broader market rally as technology shares continued to make up lost ground from last week's selloff. A pickup in merger-and-acquisition activity helped tech shares regain their footing, perhaps prompting investors to reason that valuations weren't so stretched. The Federal Reserve started its policy-setting meeting on Tuesday, which will be followed by a news conference and policy statement today, while central-bank decisions from the Bank of England and the Bank of Japan are due on Thursday.

AMERICAN INDICES

	CLOSE	PREVIOUS	1D%	6M%	1Y%	YTD%
Dow Jones	27995,6	27993,3	0,01	20,75	2,85	-1,90
Nasdaq	11190,3	11056,7	1,21	42,10	36,86	24,72
S&P 500	3401,2	3383,5	0,52	25,46	13,09	5,27

DOW JONES



NASDAQ



S&P 500



ASIAN MARKET COMMENTARY

SELECTED HEADLINES

Stocks in Asia were mixed this morning as investors await the Federal Open Market Committee's quarterly update. In Japan, the Nikkei 225 was fractionally higher in morning trade. The move comes after provisional trade data from Japan's Ministry of Finance released today showed the country's exports in August falling 14.8% as compared to a year ago. That compared against a 16.1% drop expected by economists in a Reuters poll.

ASIAN INDICES

	LAST	CLOSE	% CHG	1D%	1Y%	YTD%
Hang Seng	24672,3	24732,8	-0,24	0,38	-9,58	-12,26
Nikkei 225	23490,6	23454,9	0,15	-0,44	6,67	-0,85
Shanghai	3287,9	3295,7	-0,24	0,51	8,72	8,05

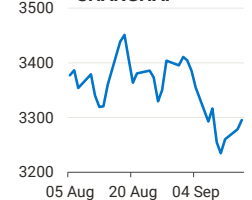
HANG SENG



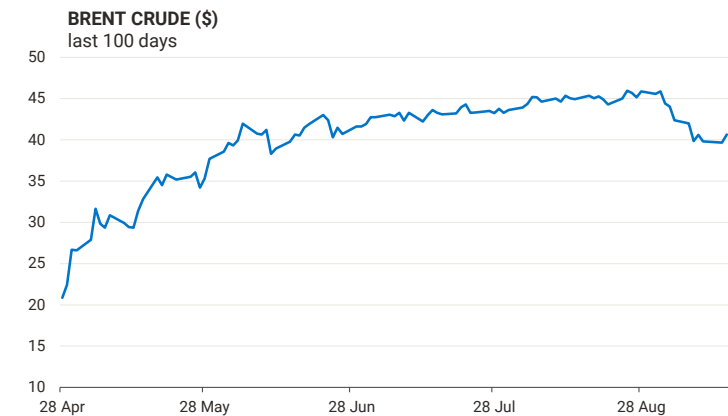
NIKKEI 225



SHANGHAI



COMMODITIES



COMMODITY MARKET COMMENTARY

SELECTED HEADLINES

Gold prices held steady this morning as investors awaited the outcome of the US Federal Reserve's policy meeting, hoping for details of the central bank's plans to balance interest rates against its inflation target. Lower US interest rates put pressure on the dollar and bond yields, increasing the appeal of non-yielding bullion. Gold also is used as a hedge against inflation and currency debasement. Oil prices rose this morning, extending gains from the previous session, as a hurricane disrupted US offshore oil and gas production and an industry report showed a big drop in US crude stockpiles.

COMMODITY	LAST	CLOSE	% CHG	1D%	1Y%	YTD%
Brent Crude (\$)	41,1	40,6	1,21	2,45	-32,41	-38,42
Gold (\$)	1961,5	1959,2	0,12	0,14	31,62	29,15
Palladium	2374,9	2376,1	-0,05	2,93	47,91	22,51
Platinum (\$)	972,5	972,6	-0,01	1,78	2,80	0,91
Silver	27,3	27,3	0,13	0,53	56,31	52,72



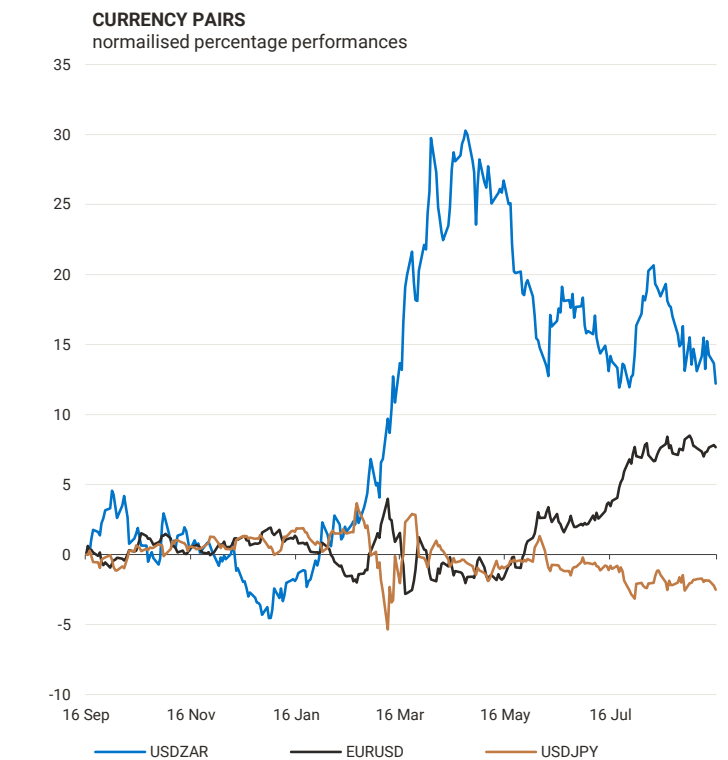
CURRENCIES

CURRENCY PAIR	LAST	CLOSE	% CHG	1D%	1Y%	YTD%
USDZAR	16,4120	16,4569	-0,27	-1,26	12,89	17,56
GBPZAR	21,1692	21,2096	-0,19	-0,94	16,41	14,25
EURZAR	19,4444	19,4943	-0,26	-1,40	20,74	24,25
AUDZAR	12,0110	12,0155	-0,04	-1,09	19,81	22,28
EURUSD	1,1849	1,1846	0,02	-0,14	6,98	5,67
USDJPY	105,29	105,44	-0,14	-0,28	-2,44	-2,98
GBPUSD	1,2900	1,2889	0,09	0,34	3,13	-2,80
USDCHE	0,9078	0,9082	-0,04	-0,03	-8,29	-6,17
AUDCAD	0,9640	0,9627	0,13	0,25	5,32	5,61

CURRENCY MARKET COMMENTARY

SELECTED HEADLINES

The rand climbed to a six-week best on Tuesday as demand for risk assets was lifted by renewed hopes for a COVID-19 vaccine and solid industrial and retail data from China. At the close, the rand was 1.26% firmer at R16.46 per dollar. The dollar and the yen both found support this morning as traders finessed positions ahead of a US Federal Reserve policy decision. Later today, the Fed concludes its first meeting since adopting a more accommodative approach to inflation.



Disclaimer: This note is prepared for Sanlam Private Wealth (Pty) Ltd, by K2013143132 (Pty) Ltd trading as Thompson Green. Thompson Green is an independent company contracted to Sanlam Private Wealth (Pty) Ltd. The views expressed in this note are those of Thompson Green and/or its analysts and not necessarily the views of Sanlam Private Wealth (Pty) Ltd, Sanlam or any officer or agent thereof. K2013143132 (Pty) Ltd trading as Thompson Green is a research house and not a registered broker, financial advisor or financial service provider. Our editors and customer services teams also do not give personal investment advice. The information in this document is general advice only and may not be appropriate to your particular investment objectives, financial situation or particular needs, so before investing or if in any doubt about your personal situation, you should seek professional advice from a stockbroker or independent financial adviser authorised by the Financial Services Board. We research our recommendations and articles thoroughly, but disclaim all liability for any inaccuracies or omissions in this publication and any trading or investment losses you may incur. Should you outperform inflation, we will take the credit. Thompson Green also acts as an Introducer of Business to Authorised Financial Services Providers. All accounts opened are held by the Authorised Registered Financial Services Provider and not Thompson Green. The information in this email is confidential and may be legally privileged. It is intended solely for the addressee. Access to this email by anyone else is unauthorised. If you are not the intended recipient, any disclosure, copying, distribution or any action taken or omitted to be taken in reliance on it, is prohibited and may be unlawful. If you are not the intended recipient please return the message to the sender and delete it from your records.