GLOBAL OVERVIEW | SELECTED INDICES

SOUTH AFRICAN INDICES	CLOSE	PREVIOUS	1D%	5D%	1M%	YTD%
All Share	63549,8	63884,8	-0,52	0,05	6,85	6,97
Top 40	58446,3	58735,9	-0,49	0,04	7,31	7,48
Financial 15	11916,9	11916,2	0,01	-3,18	-1,39	-1,19
Industrial 25	83811,0	83747,4	0,08	2,76	6,17	7,59
Resource 10	63855,3	64800,4	-1,46	-2,12	12,66	10,91
Mid Cap	65736,9	65985,9	-0,38	-0,33	3,10	2,31
Small Cap	45333,4	45671,3	-0,74	0,85	0,76	1,97
Gold	3866,2	3836,7	0,77	-2,48	4,81	0,76
Platinum	96,9	96,1	0,82	1,96	13,17	4,78
Banks	6759,5	6738,7	0,31	-3,68	-2,25	-1,30
General Retailers	4503,1	4524,0	-0,46	-1,37	-2,36	-3,17
Property (J253) - Total Retu	1228,8	1228,8	0,00	2,96	-2,39	-0,06
AMERICAN INDICES	**CLOSE**	**PREVIOUS**	**1D%**	**5D%**	**1M%**	**YTD%**
Dow Jones	30814,3	30991,5	-0,57	-0,91	2,04	0,68
Nasdaq	12998,5	13112,6	-0,87	-1,54	3,20	0,86
S&P 500	3768,3	3795,5	-0,72	-1,48	1,99	0,32
Dollar Index	90,8	90,2	0,63	0,79	0,44	0,96
US VIX	24,3	23,3	4,69	12,89	6,33	6,99
EUROPEAN INDICES	**CLOSE**	**PREVIOUS**	**1D%**	**5D%**	**1M%**	**YTD%**
CAC 40	5611,7	5681,1	-1,22	-1,67	1,47	1,09
DAX 30	13787,7	13988,7	-1,44	-1,86	3,18	0,50
Eurostoxx 50	3590,7	3641,4	-1,39	-1,49	1,96	1,07
FTSE	6735,7	6802,0	-0,97	-2,00	3,41	4,26
ASIAN INDICES	**CLOSE**	**PREVIOUS**	**1D%**	**5D%**	**1M%**	**YTD%**
Hang Seng	28573,9	28496,9	0,27	2,50	9,03	4,93
Nikkei 225	28519,2	28698,3	-0,62	1,35	6,86	3,92
Shanghai	3566,4	3565,9	0,01	-0,10	5,91	2,69

EARLY MORNING INDICATORS	LAST	CLOSE	% CHG	1D%	5D%	YTD%
Tencent (China)	657,0	645,0	1,86	2,46	12,57	13,96
BHP Billiton (Australia)	4532,0	4682,0	-3,20	1,65	0,32	10,35

INTERNATIONAL INDICES
normalised percentage performances (in rand terms)

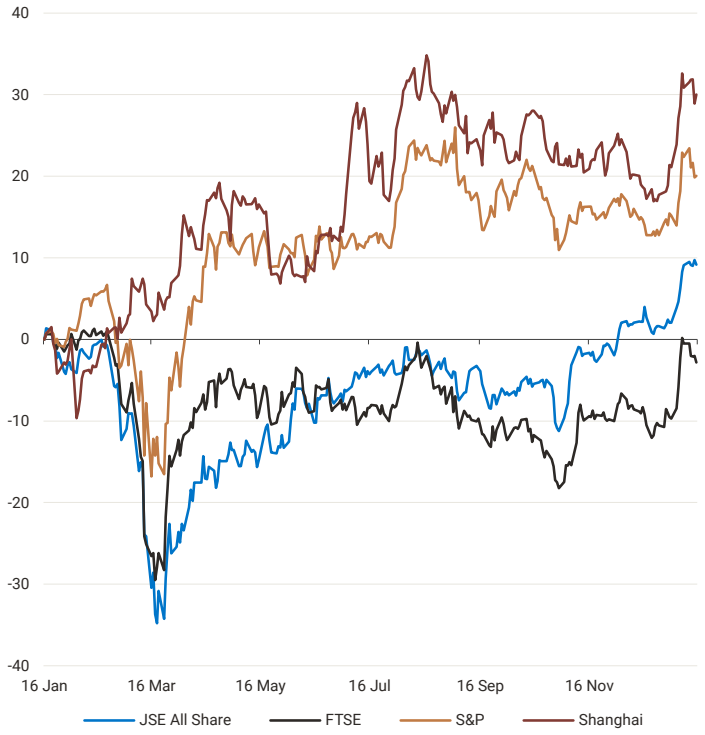

INTERNATIONAL ECONOMIC CALENDAR | SELECTED EVENTS

TIME	AREA	TODAY'S EVENTS & RELEASES	PERIOD	EXP.	PREV.
AD	EUR	Eurogroup Meetings	---	---	---
TNTV	EUR	German Buba Monthly Report	---	---	---
AD	USD	Bank Holiday	---	---	---
15:30	GBP	BOE Gov Bailey Speaks	---	---	---
---	---	---	---	---	---

TIME	AREA	PREVIOUS SESSION'S RELEASES	PERIOD	ACTL.	EXP.
9:00	GBP	GDP m/m	Nov	-2.6	-4.6%
12:00	EUR	Trade Balance	Nov	25.1B	22.3B
15:30	USD	Core Retail Sales m/m	Dec	-1.4%	-0.1%
15:30	USD	Retail Sales m/m	Dec	-0.7%	0.0%
15:30	USD	PPI m/m	Dec	0.3%	0.4%

INTERNATIONAL INDICES
6-month & 1-year percentage performances

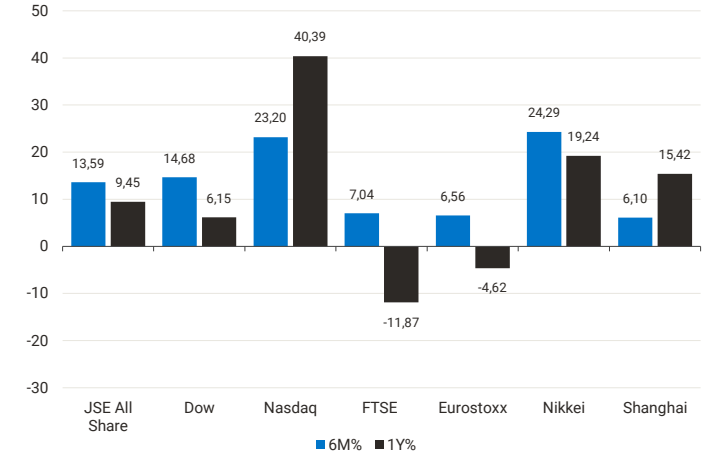

LOCAL EQUITIES | JSE ALL SHARE COMPANIES

cents per share

BEST ONE-DAY % PERFORMERS	CODE	CLOSE	1D%	5D%	YTD%
Murray & Roberts	MUR	920	5,75	9,52	15,43
Reunert	RLO	3950	5,33	3,00	9,12
Mpact	MPT	1533	3,93	11,82	10,69
Curro Holdings	COH	997	3,85	7,09	5,17
Clicks Group	CLS	27609	3,27	5,21	9,27
Dis-Chem Pharmacies	DCP	2218	2,92	-0,89	5,57
Liberty Two Degrees	L2D	398	2,84	1,27	-6,35
Super Group	SPG	2486	2,81	0,12	6,19
WORST ONE-DAY % PERFORMERS	**CODE**	**CLOSE**	**1D%**	**5D%**	**YTD%**
Ascendis Health	ASC	72	-8,86	-1,37	-4,00
Steinhoff Int N.V.	SNH	109	-8,40	-9,17	4,81
ArcelorMittal SA	ACL	135	-6,90	9,76	35,00
Nampak	NPK	205	-6,82	-8,07	2,50
Hospitality Prop Fund B	HPB	256	-6,57	-10,18	-7,58
Sirius Real Estate	SRE	1765	-5,61	-7,01	-8,55
Accelerate Prop Fund	APF	70	-5,41	-2,78	11,11
African Rainbow Min	ARI	28865	-5,15	0,05	10,21

JSE ALL SHARE INDEX
2021 vs 2020

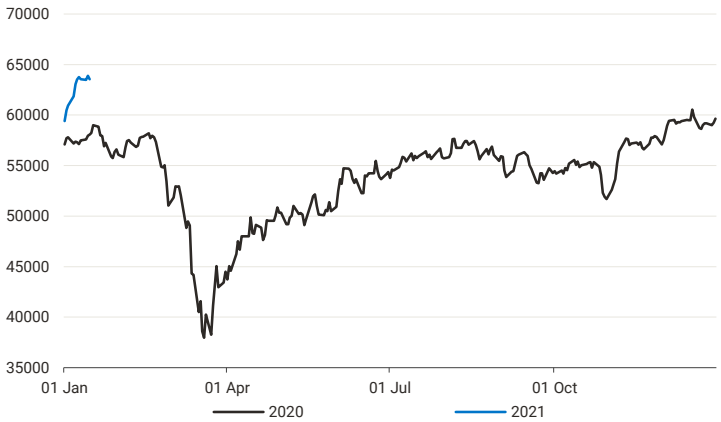

DIVIDEND DATA | SELECTED JSE ALL SHARE COMPANIES

Last date to trade 19 Jan

COMPANY	CODE	DIVIDEND
Clicks	CLS	450 ZARc
Hyprop	HYP	66.26 ZARc
Lewis Group	LEW	133 ZARc
RFG Holdings	RFG	28.8 ZARc
Reunert	RLO	192 ZARc

COMPANY	CODE	DIVIDEND
Stenprop	STP	3.27 GBPp

LOCAL EQUITIES | JSE LARGE CAP COMPANIES

cents per share

COMPANY	CLOSE	PREVIOUS	1D%	5D%	1M%	YTD%
Absa Group	11700	11651	0,42	-4,08	-1,90	-2,39
Anglo American plc	55547	57500	-3,40	-4,59	14,48	14,53
Anglo American Plat	151731	151666	0,04	1,46	15,44	5,14
Anglogold Ashanti	34898	34712	0,54	-1,58	6,23	1,89
Anheuser-Busch InBev SA N	103859	105302	-1,37	-3,53	-0,50	-0,04
BHP Group Plc	44420	45350	-2,05	-2,62	14,00	14,17
BID Corporation	26456	27006	-2,04	-7,53	-6,60	0,58
British American Tob plc	57300	57121	0,31	-1,43	2,82	5,05
Bidvest	15744	15868	-0,78	0,05	-5,84	0,27
Compagnie Fin Richemont	14139	14264	-0,88	-1,46	7,38	7,85
Capitec Bank	140484	139000	1,07	-2,59	-5,33	-1,94
Discovery	14076	14053	0,16	-7,19	-5,57	-8,32
Firstrand	4940	4934	0,12	-5,56	-2,85	-3,21
Gold Fields	14000	13850	1,08	-3,05	3,02	1,77
Glencore plc	5824	5850	-0,44	2,32	22,02	24,36
Impala Platinum	21509	21175	1,58	4,19	13,98	6,53
Investec	4020	4046	-0,64	1,13	10,68	9,72
Investec plc	4139	4178	-0,93	0,27	11,47	9,93
Kumba Iron Ore	64700	65714	-1,54	-3,30	8,66	3,88
Mondi plc	37482	38071	-1,55	-3,43	3,58	9,24
MTN Group	6457	6500	-0,66	-4,97	-2,59	7,28
Ninety One Plc	4840	4857	-0,35	-2,26	9,88	6,12
Nedbank Group	12490	12400	0,73	-3,96	-3,31	-3,54
Naspers -N-	336492	333267	0,97	9,60	10,03	11,45
NEPI Rockcastle Plc	9180	9472	-3,08	-0,50	-0,22	-1,82
Ninety One	4689	4744	-1,16	-1,59	8,12	6,57
Old Mutual	1218	1200	1,50	1,00	2,35	2,44
Prosus N.V.	169886	169072	0,48	6,12	2,84	5,77
Remgro	10119	10100	0,19	0,76	5,96	5,19
RMB	136	135	0,74	1,49	0,00	-2,86
Reinet Investments S.C.A	28047	28655	-2,12	-3,77	5,04	1,76
Standard Bank Group	12817	12800	0,13	-2,29	-1,86	0,86
Shoprite	13496	13296	1,50	-2,44	2,71	-3,60
Sanlam	5787	5755	0,56	-2,76	-0,34	-1,50
Sasol	16990	17100	-0,64	0,93	26,57	26,86
Sibanye Stillwater	6271	6215	0,90	1,37	14,33	4,52
Vodacom Group	12399	12588	-1,50	-5,98	2,23	-0,32

SOUTH AFRICAN MARKET COMMENTARY

SELECTED HEADLINES

Stocks on the JSE reversed some of the prior day's gain following Asian markets, which were down on tensions of rising cases of coronavirus and as President-elect Joe Biden's aid package sparked worries of higher taxes. The All-Share index ended the week down 0.52% while the Top 40 index closed down 0.49%. Finally, attention will turn to the South African Reserve Bank's (SARB) first monetary policy meeting of 2021. Most analysts polled by Reuters predict the bank will keep its main lending rate on hold at 3.5%, but a small minority have pencilled in a rate cut.

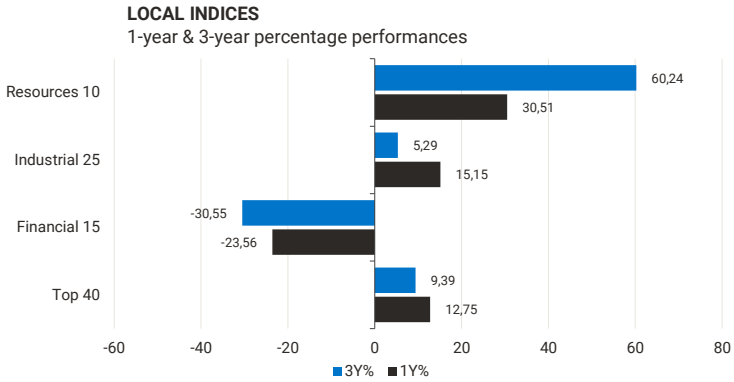

EXPECTED COMPANY REPORTING SCHEDULE

COMPANY	CODE	RELEASE	DATE
Aveng	AEG	AGM	20 Jan
EOH	EOH	AGM	20 Jan
Purple Group	PPE	AGM	22 Jan
Octodec Investments	OCT	AGM	22 Jan
Clicks	CLS	AGM	27 Jan

BANK AND OTHER SELECTED PREFERENCE SHARES

ISSUER	CODE	CLOSE	CLEAN YIELD	APPROX. NEXT LDT
Nedbank	NBKP	745	8,05	31 Mar '21
Investec Bank	INLP	7300	8,41	10 Dec '20
Investec Limited	INPR	6250	9,22	10 Dec '20
Standard Bank	SBPP	6900	8,12	14 Apr '21
Firstrand Bank	FSRP	6779	8,05	18 Feb '21
Absa	ABSP	60100	8,39	14 Apr '21
Imperial Holdings	IPLP	---	---	---
PSG	PGFP	6355	9,48	17 Mar '21
Capitec	CPIP	9550	6,24	17 Mar '21
Sasfin	SFNP	6155	10,04	31 Mar '21
Grindrod	GNDP	6500	9,88	24 Mar '21
Netcare	NTCP	6350	9,38	05 May '21
Discovery	DSBP	7350	9,83	10 Mar '21
Invicta	IVTP	7398	10,63	03 Dec '20

SENS ANNOUNCEMENTS

SELECTED RELEASES

Truworths (TRU) – Results– Half-year profit could fall as much as 9%

The group said on Friday its profit for the half year ended December 27 will likely fall by between 4% and 9% as its operations across the UK and South Africa were hit by weak spending as people stayed indoors. The South Africa-listed clothing, shoes, jewellery and homeware retailer said its overall headline earnings per share – the main profit measure in the country – for the 26-week period ended December 27 will be between 332 and 350 cents as against 364.9 cents reported in the corresponding period last year. Group retail sales for the period decreased by 8.5% to R9.7 billion compared with R10.6 billion reported same period a year ago, it said.

Move | -0.06% Open | 3510c Close | 3612c High | 3621c Low | 3510c

Anheuser-Busch InBev (ANH) – Headline – SAB cancels R2.5bn investment

South African Breweries, part of Anheuser-Busch InBev, has cancelled a further R2.5 billion of investment earmarked for 2021 following a third local ban on alcohol sales in the country, it said on Friday. SAB's cancelled investments in South Africa in relation to the ban now total R5 billion. In August, the maker of Carling Black Label and Castle Lager beer cancelled R2.5 billion of planned expenditure following a second alcohol ban. South Africa has banned alcohol sales as part of efforts to free up space in hospitals burdened with alcohol-related injuries for Covid-19 patients. As a result, more than 165 000 people in South Africa have lost their jobs and about 30% of local breweries have been forced to shut their doors permanently. The cancelled investments relate to upgrades to operating facilities, product innovation, operating systems as well as the installation of new equipment at selected plants, the brewer said. SAB is currently in court challenging the government's decision to re-impose the ban.

Move | -1.37% Open | 104516c Close | 103859c High | 105301c Low | 103283c

LOCAL EQUITIES | JSE MID CAP COMPANIES

cents per share

COMPANY	CODE	CLOSE	PREVIOUS	1D%	1M%	YTD%
AECI	AFE	8909	8974	-0,72	0,95	2,40
Aspen Pharmacare	APN	14449	14457	-0,06	14,96	15,25
African Rainbow Min	ARI	28865	30432	-5,15	16,04	10,21
Assore	ASR	0,3195	0,31	---	---	4,58
AVI	AVI	7496	7442	0,73	1,30	2,38
Brait SE	BAT	345	350	-1,43	-10,85	-7,51
Barloworld	BAW	9492	9500	-0,08	4,18	4,19
Capital&Counties plc	CCO	2883	3004	-4,03	4,65	0,95
Clicks Group	CLS	27609	26734	3,27	10,41	9,27
Coronation Fund Mngrs	CML	4457	4393	1,46	4,43	3,24
Dis-Chem Pharmacies	DCP	2218	2155	2,92	7,46	5,57
Distell Group	DGH	9369	9393	-0,26	-5,68	-1,42
EPP N.V.	EPP	1050	1100	-4,55	1,94	1,45
Exxaro Resources	EXX	15350	15294	0,37	6,41	10,51
Fortress REIT A	FFA	1339	1362	-1,69	-1,54	-1,90
Fortress REIT B	FFB	260	257	1,17	-11,86	-13,62
Growthpoint Prop	GRT	1169	1207	-3,15	-9,45	-7,00
Harmony GM Co	HAR	6770	6671	1,48	4,81	-5,45
Hammerson plc	HMN	468	483	-3,11	-11,70	-10,00
Hyprop Inv	HYP	2785	2866	-2,83	-11,89	-5,66
Imperial Logistics	IPL	3832	3820	0,31	-4,18	2,60
Italtile	ITE	1350	1370	-1,46	-3,91	-8,78
JSE	JSE	11670	11694	-0,21	-3,54	3,73
KAP Industrial	KAP	377	380	-0,79	9,59	19,30
PSG Konsult	KST	880	920	-4,35	-1,12	-2,22
Liberty Holdings	LBH	5918	5900	0,31	-3,08	-4,52
Life Healthc Grp	LHC	1819	1801	1,00	15,57	8,15
MultiChoice Group	MCG	13388	13641	-1,85	-1,35	-0,09
Mediclinic Int plc	MEI	6040	6113	-1,19	9,44	6,08
Mr Price Group	MRP	16278	16206	0,44	-7,80	-4,61
Massmart Holdings	MSM	3878	3925	-1,20	-5,41	-7,71
MAS Real Estate Inc.	MSP	1287	1290	-0,23	5,49	0,94
Motus Holdings	MTH	5671	5778	-1,85	-4,40	1,27
Momentum Met	MTM	1619	1608	0,68	5,61	2,73
Northam Platinum	NHM	21000	20980	0,10	7,51	0,22
Netcare	NTC	1317	1300	1,31	11,14	5,36
Pick n Pay Stores	PIK	4985	4999	-0,28	-1,85	-0,82
Pepkor Holdings	PPH	1343	1331	0,90	-1,40	-1,47
PSG Group	PSG	5905	5959	-0,91	0,02	-1,39
Quilter Plc	QLT	3189	3215	-0,81	7,41	3,74
RCL Foods	RCL	820	828	-0,97	-2,73	-2,96
Redefine Properties	RDF	335	351	-4,56	-10,90	0,60
Resilient REIT	RES	4075	4101	-0,63	-4,34	-3,66
Reunert	RLO	3950	3750	5,33	3,13	9,12
Rand Merchant Inv	RMI	3235	3232	0,09	2,28	0,94
Sappi	SAP	4184	4326	-3,28	28,42	27,48
Santam	SNT	27450	27300	0,55	6,81	7,74
The Spar Group	SPP	19644	19812	-0,85	4,45	3,64
Sirius Real Estate	SRE	1765	1870	-5,61	-5,26	-8,55
Tiger Brands	TBS	21009	20772	1,14	0,76	0,92
The Foschini Group	TFG	9723	9761	-0,39	-3,45	-4,97
Telkom SA SOC	TKG	3169	3165	0,13	-7,45	3,19
Truworths Int	TRU	3612	3614	-0,06	-0,63	-1,98
Tsogo Sun Gaming	TSG	490	490	0,00	-14,34	-3,92
Vukile Property Fund	VKE	812	820	-0,98	-8,56	1,50
Woolworths	WHL	3875	3947	-1,82	6,34	-2,00

LOCAL EQUITIES | JSE SMALL CAP COMPANIES

cents per share

COMPANY	CODE	CLOSE	PREVIOUS	1D%	1M%	YTD%
ADvTECH	ADH	975	970	0,52	2,09	2,63
Allied Electronics Corp A	AEL	1128	1119	0,80	15,34	3,39
Alexander Forbes Grp	AFH	387	388	-0,26	-3,49	-2,27
Afrimat	AFT	4100	4099	0,02	-3,98	-4,70
African Oxygen	AFX	2498	2498	0,00	1,09	0,73
Arrowhead Prop B	AHB	250	252	-0,79	-8,09	7,76
African Rainbow Cap Inv	AIL	390	400	-2,50	2,36	-12,56
Adcock Ingram	AIP	4666	4699	-0,70	-2,18	1,43
Astral Foods	ARL	12324	12300	0,20	-7,89	-11,66
Attacq	ATT	492	500	-1,60	-2,57	-1,01
Blue Label Telecoms	BLU	398	390	2,05	-0,25	3,11
Brimstone Inv Corp -N	BRN	650	650	0,00	8,33	0,00
City Lodge Hotels	CLH	287	295	-2,71	-5,90	14,80
Curro Holdings	COH	997	960	3,85	2,78	5,17
Cashbuild	CSB	23000	22890	0,48	-2,43	-2,95
Cartrack Holdings	CTK	5023	5131	-2,10	15,74	2,51
DRD Gold	DRD	1617	1635	-1,10	-0,19	-10,02
Datatec	DTC	2680	2680	0,00	4,77	9,16
Emira Property Fund	EMI	705	708	-0,42	-6,00	5,86
Equites Prop Fund	EQU	1710	1775	-3,66	-4,47	-1,55
Famous Brands	FBR	4441	4448	-0,16	-8,05	-9,27
Grindrod	GND	482	474	1,69	-2,82	-4,55
Hosken Cons Inv	HCI	5658	5548	1,98	-3,28	2,87
Hudaco Industries	HDC	7700	7950	-3,14	-3,75	-4,94
Hospitality Prop Fund B	HPB	256	274	-6,57	-14,38	-7,58
Investec Aus. Prop	IAP	1400	1428	-1,96	-2,98	1,82
Investec Property Fund	IPF	930	950	-2,11	2,31	2,09
Intu Properties plc	ITU	303,75	303,5	0,08	1,50	-1,87
Liberty Two Degrees	L2D	398	387	2,84	-2,93	-6,35
Long 4 Life	L4L	398	390	2,05	20,97	20,97
Libstar Holdings	LBR	610	620	-1,61	-3,48	-3,63
Lewis Group	LEW	2465	2480	-0,60	6,02	10,29
Lighthouse Capital	LTE	686	680	0,88	-3,38	0,44
Montauk Holdings	MNK	13567	14200	-4,46	79,10	33,77
Mpact	MPT	1533	1475	3,93	15,87	10,69
Metair Investments	MTA	1857	1891	-1,80	3,80	-0,96
Murray & Roberts	MUR	920	870	5,75	20,89	15,43
Nampak	NPK	205	220	-6,82	-10,48	2,50
Oceana Group	OCE	6799	7000	-2,87	-0,32	5,82
OCTODEC INVEST	OCT	790	780	1,28	2,46	5,05
Omnia Holdings	OMN	4446	4410	0,82	-4,49	-3,54
Pan African Resource plc	PAN	499	504	-0,99	11,38	3,96
Peregrine Holdings	PGR	2105	2105	---	---	---
PPC	PPC	147	147	0,00	-2,65	6,52
Royal Bafokeng Plat.	RBP	7304	7330	-0,35	7,19	11,72
Raubex Group	RBX	2240	2217	1,04	-3,82	4,19
RFG Holdings	RFG	1240	1268	-2,21	-3,13	2,65
RDI REIT P.L.C	RPL	1816	1855	-2,10	4,85	0,89
SA Corp Real Estate	SAC	163	170	-4,12	-9,44	-5,78
Steinhoff Int N.V.	SNH	109	119	-8,40	-14,84	4,81
Super Group	SPG	2486	2418	2,81	-1,39	6,19
Stor-Age Prop REIT	SSS	1372	1365	0,51	2,24	1,25
Stenprop	STP	2870	2929	-2,01	6,34	4,48
Sun International	SUI	1300	1300	0,00	-5,59	5,01
Spur Corporation	SUR	1630	1659	-1,75	-11,03	-0,73
Transaction Capital	TCP	2400	2373	1,14	-1,19	-3,58
Tsogo Sun Hotels	TGO	148	150	-1,33	-16,85	1,37
Textainer Group	TXT	28084	29250	-3,99	-1,46	-1,46
Wilson Bayly Hlm-Ovc	WBO	8500	8497	0,04	-10,80	-6,74
Zeder Inv	ZED	263	265	-0,75	-0,38	0,77

10-YEAR BOND YIELDS | SELECTED ITEMS

basis point change

REGION	YIELD	1D	1M	1Y
United States	1,08	-5	15	-74
United Kingdom	0,29	0	0	-34
Germany	-0,54	1	3	-33
Japan	0,02	1	3	3
South African 10-Year	8,85	8	13	66

GLOBAL INTEREST RATES | SELECTED ITEMS

REGION	CURRENT RATE
United States	0,00%-0,25%
United Kingdom	0,10%
European	0,00%
SA Repo Rate	3,50%
SA Prime Rate	7,00%

SOUTH AFRICAN 10-YEAR BOND YIELD

2019 v 2020

GLOBAL MARKETS

EUROPEAN INDICES
normalised percentage performances

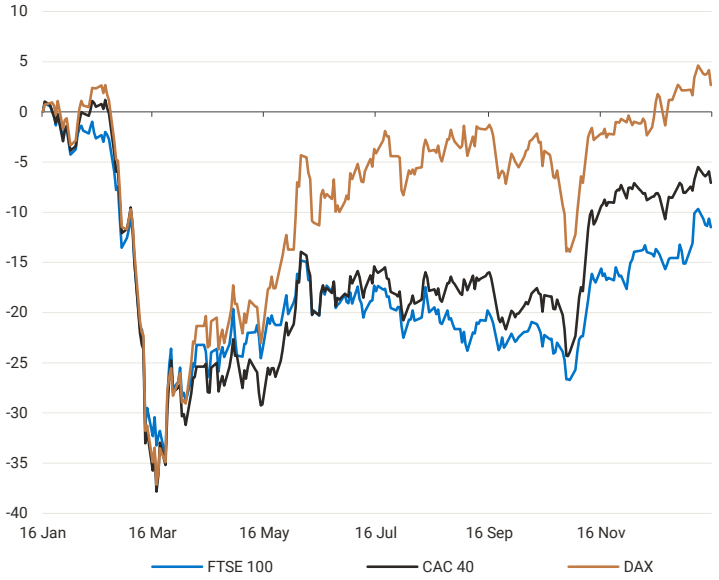

AMERICAN INDICES
normalised percentage performances

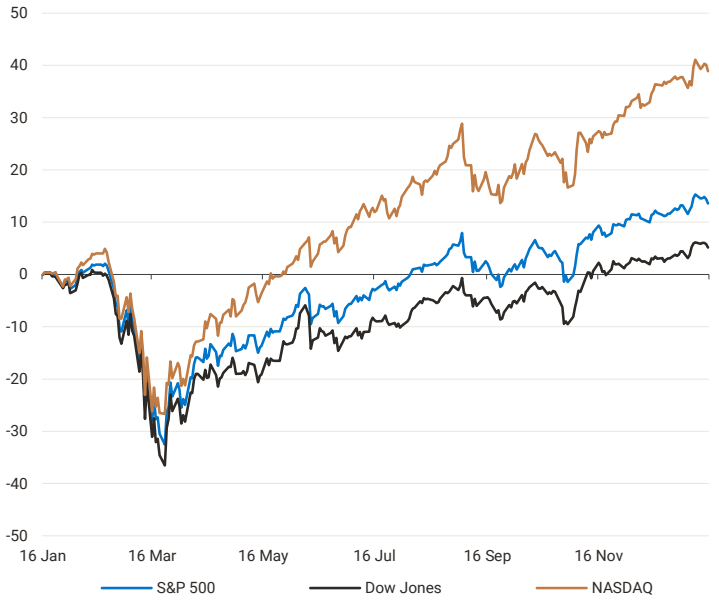

ASIAN INDICES
normalised percentage performances

EUROPEAN MARKET COMMENTARY

SELECTED HEADLINES

European markets closed in negative territory on Friday as concern over new lockdown measures, political uncertainty and a re-emergence of Covid-19 cases in China, dented the positive sentiment generated by US President-elect Joe Biden's $1.9 trillion stimulus plan. The pan-European Stoxx 600 ended the session down by 1% and logged a weekly loss of 0.8%. Basic resources shed 3.1% on Friday to lead losses as all sectors traded in negative territory except health care, which gained 0.7%. Meanwhile, the whole Dutch government collectively resigned on Friday after a scandal involving the mismanagement of childcare funds.

EUROPEAN INDICES	CLOSE	PREVIOUS	1D%	6M%	1Y%	YTD%
CAC 40	5611,7	5681,1	-1,22	9,84	-6,98	1,09
DAX 30	13787,7	13988,7	-1,44	6,63	2,65	0,50
FTSE	6735,7	6802,0	-0,97	7,04	-11,87	4,26

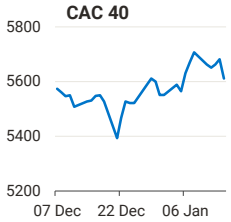

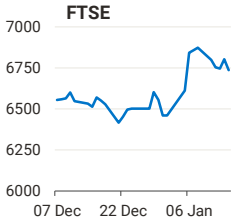

AMERICAN MARKET COMMENTARY

SELECTED HEADLINES

US stocks fell on Friday to close out a tough week as traders weighed President-elect Joe Biden's $1.9 trillion stimulus plan along with the latest earnings from some of the biggest US banks. Biden's proposal, called the American Rescue Plan, includes increasing the additional federal unemployment payments to $400 per week and extending them through September, direct payments to many Americans of $1,400, and extending the federal moratoriums on evictions and foreclosures through September. The plan also calls for $350 billion in aid to state and local governments, $70 billion for Covid testing and vaccination programs.

AMERICAN INDICES	CLOSE	PREVIOUS	1D%	6M%	1Y%	YTD%
Dow Jones	30814,3	30991,5	-0,57	14,68	6,15	0,68
Nasdaq	12998,5	13112,6	-0,87	23,20	40,39	0,86
S&P 500	3768,3	3795,5	-0,72	16,79	14,56	0,32

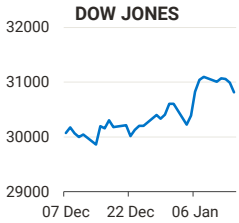

ASIAN MARKET COMMENTARY

SELECTED HEADLINES

Shares in Asia traded mixed this morning as investors in the region reacted to Chinese economic data releases, including the country's GDP print for the fourth quarter. China reported its GDP rose 2.3% last year as the world fought to contain the coronavirus pandemic. That compared against economists' expectations for GDP expansion by just over 2%. Retail sales in the country declined, contracting 3.9% for the year.

ASIAN INDICES	LAST	CLOSE	% CHG	1D%	1Y%	YTD%
Hang Seng	28664,9	28573,9	0,32	0,27	-0,69	4,93
Nikkei 225	28226,3	28519,2	-1,03	-0,62	19,24	3,92
Shanghai	3588,9	3566,4	0,63	0,01	15,42	2,69

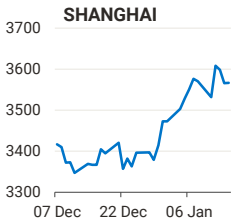

COMMODITIES

COMMODITY MARKET COMMENTARY

SELECTED HEADLINES

Gold prices dropped to their lowest in almost 2 months today, as a stronger US dollar made bullion expensive for other currency holders, despite expectations of a large Covid-19 relief package in the United States. Oil prices fell this morning, extending losses that last week ended a rally driven by production cuts and strong Chinese demand, with the market's recovery outlook being called into question as coronavirus infections rise.

COMMODITY	LAST	CLOSE	% CHG	1D%	1Y%	YTD%
Brent Crude ($)	54,6	54,9	-0,49	-2,75	-14,69	6,09
Gold ($)	1829,3	1827,8	0,09	-0,98	17,45	-3,70
Palladium	2392,3	2391,0	0,05	-0,99	5,68	-2,57
Platinum ($)	1082,5	1074,1	0,78	-3,75	5,36	0,20
Silver	24,9	24,8	0,43	-2,88	37,60	-6,18

CURRENCIES

CURRENCY PAIR	LAST	CLOSE	% CHG	1D%	1Y%	YTD%
USDZAR	15,2671	15,2325	0,23	0,91	5,88	3,66
GBPZAR	20,7069	20,6970	0,05	0,18	10,33	3,03
EURZAR	18,4218	18,3910	0,17	0,23	14,64	2,46
AUDZAR	11,7259	11,7350	-0,08	-0,07	18,08	3,81
EURUSD	1,2068	1,2076	-0,07	-0,65	8,30	-1,15
USDJPY	103,72	103,84	-0,12	0,04	-5,51	0,54
GBPUSD	1,3562	1,3584	-0,16	-0,76	4,19	-0,60
USDCHF	0,8918	0,8911	0,08	0,31	-7,56	0,66
AUDCAD	0,9818	0,9809	0,09	-0,18	8,90	0,19

CURRENCY MARKET COMMENTARY

SELECTED HEADLINES

The rand weakened against the US dollar on Friday, in line with other emerging market currencies, as currency markets turned risk-averse to the benefit of the greenback. At the close, the rand traded at R15.24 versus the dollar, 0.91% weaker than its previous close. The rand had a volatile week, falling one day and firming the next, mainly taking its cue from global factors. Comments by President Cyril Ramaphosa on Monday that the country had secured more COVID-19 vaccines lifted the market's mood temporarily, but details as to when the vaccines would arrive and who would supply them are still scarce.

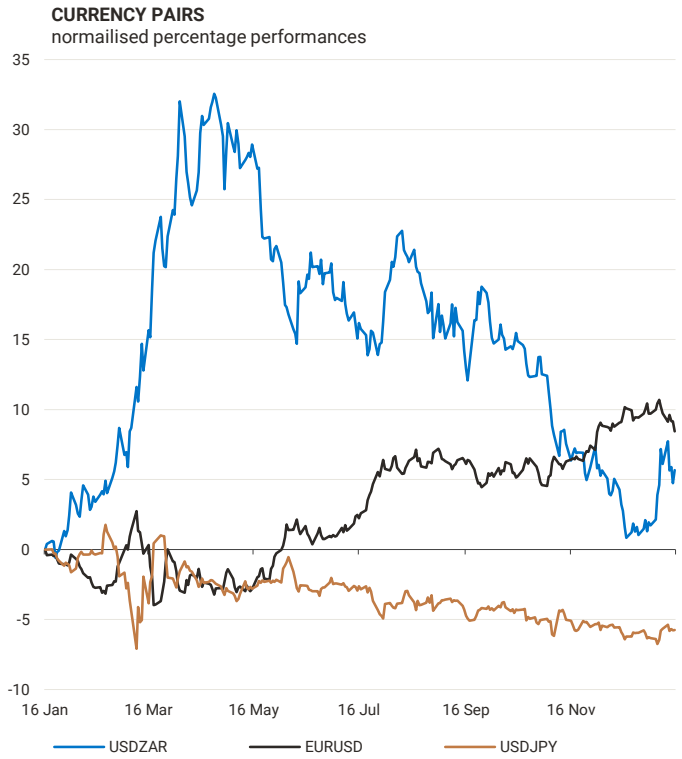

Disclaimer: This note is prepared for Sanlam Private Wealth (Pty) Ltd, by K2013143132 (Pty) Ltd trading as Thompson Green. Thompson Green is an independent company contracted to Sanlam Private Wealth (Pty) Ltd. The views expressed in this note are those of Thompson Green and/or its analysts and not necessarily the views of Sanlam Private Wealth (Pty) Ltd, Sanlam or any officer or agent thereof. K2013143132 (Pty) Ltd trading as Thompson Green is a research house and not a registered broker, financial advisor or financial service provider. Our editors and customer services teams also do not give personal investment advice. The information in this document is general advice only and may not be appropriate to your particular investment objectives, financial situation or particular needs, so before investing or if in any doubt about your personal situation, you should seek professional advice from a stockbroker or independent financial adviser authorised by the Financial Services Board. We research our recommendations and articles thoroughly, but disclaim all liability for any inaccuracies or omissions in this publication and any trading or investment losses you may incur. Should you outperform inflation, we will take the credit. Thompson Green also acts as an Introducer of Business to Authorised Financial Services Providers. All accounts opened are held by the Authorised Registered Financial Services Provider and not Thompson Green. The information in this email is confidential and may be legally privileged. It is intended solely for the addressee. Access to this email by anyone else is unauthorised. If you are not the intended recipient, any disclosure, copying, distribution or any action taken or omitted to be taken in reliance on it, is prohibited and may be unlawful. If you are not the intended recipient please return the message to the sender and delete it from your records.