

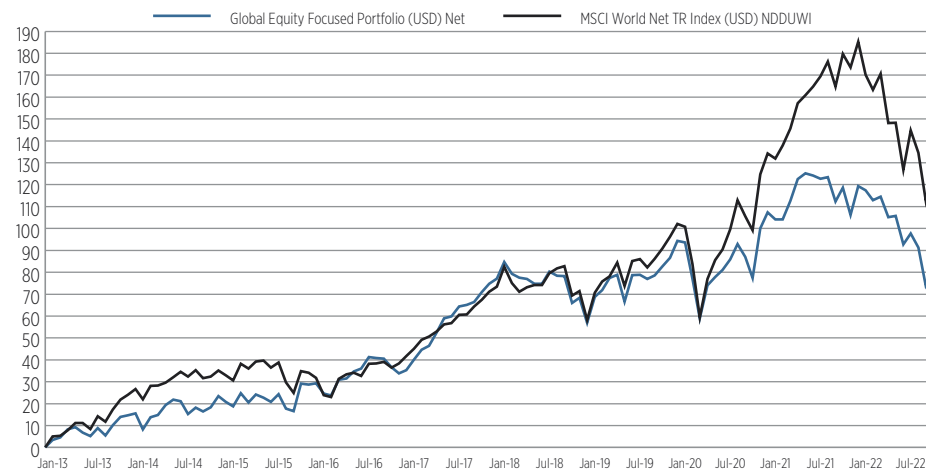
Global equity focused portfolio
October 2022

OBJECTIVE The primary objective is to provide above-average total returns (capital plus income) over a medium to long-term investment horizon, by investing in ordinary shares listed globally. The management will typically not be trading orientated, holding concentrated equity positions reflecting the manager's best ideas globally and limited to 10% individual positions. The portfolio is characteristically dominated by companies with a global footprint and an impressive track record of growing profits and well entrenched industry market positions.

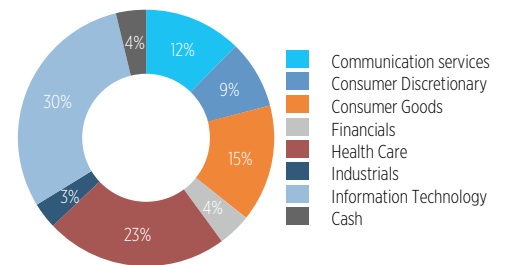
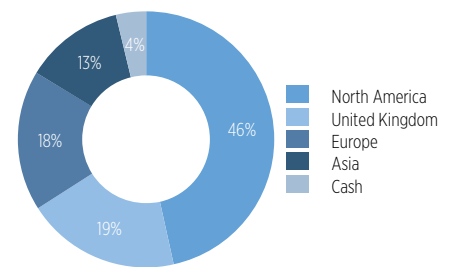
WHY CHOOSE THIS PORTFOLIO The portfolio is designed to meet the needs of investors looking for concentrated equity exposure through a directly held and actively managed portfolio of quality global shares reflecting our highest conviction views in respect of market groupings, sectors and fundamentals. Volatility of portfolio returns could be high due to a combination of underlying equity volatility and the impact of foreign exchange fluctuations, which historically has been high.

PERFORMANCE

INVESTMENT PERFORMANCE TO 31 October 2022									
Figures for YTD, 1; 3; 6; 12 months and since inception for periods >1 year in USD									
	YTD	1 mnth	3 mnths	6 mnths	1 year	3 years	5 years	Inception	ITD Annualised
Global Equity Focused Portfolio (USD) Net	-17.8%	3.6%	-8.8%	-12.1%	-17.6%	-1.3%	5.4%	80.2%	6.2%
MSCI World Net TR Index (USD) NDDUWI	-20.1%	7.2%	-6.9%	-8.1%	-18.5%	19.5%	36.2%	128.1%	8.7%



Sources: Bloomberg and SPW. Inception date: 1.1.2013
 Note: TR refers to Total Return, and the Global equity focused portfolio performance is net of all costs.
 All performances are calculated using a time weighted approach.

SECTOR ANALYSIS

GLOBAL ANALYSIS

TOP 5 EQUITY POSITIONS

Visa Inc	4.9%
Fiserv Inc	4.8%
British American Tobacco PLC	4.4%
London Stock Exchange Group PL	4.2%
SAP SE	4.0%

COMMENTARY

In October equity markets were positive across major geographies. The MSCI World ended the month up 7.2%. The MSCI North America was up 7.8% whilst the MSCI Europe excluding UK was up 7.5%. The MSCI UK All Cap was up 6.2%, the MSCI Japan was up 3% and the MSCI Asia excluding Japan increased by 0.5%. The MSCI Emerging Markets index was up 4.3%.

The Global Equity Focused portfolio underperformed the MSCI World Index by -3.6% during October. The overweight allocations to Communication Services and underweight to Financials were the largest detractors this month. Whilst the overweight allocations to Information Technology and Consumer Staples companies were the largest contributors this month.

In terms of stock selection, Elevance was the best performer in absolute terms rising by 20.4%. Other notable performers were General Dynamics (+18.4%) and SAP (+17.3%). Meta (-31.3%) and NetEase (-26.4%) were the major detractors.

ABOUT THE PORTFOLIO

Minimum investment:	US\$50,000 GBP£50,000 €50,000
Holdings:	Typically consisting of 12-18 direct shares
Portfolio management fee:	1.15%pa
SPW admin fee:	0.25%pa
Custody fees:	10bps on assets < €300,000 5bps on all assets > €300,000
Brokerage fees:	0.5% per trade
Yield:**	1.60%
Benchmark:	MSCI World Index Net TR USD
Risk rating:	Adventurous



PIETER FOURIE, CFA CA (SA)
Head of Global Equities

As Head of Global Equities, Pieter is the lead fund manager for the Sanlam Global High Quality Equity fund having joined the firm in mid 2012. His responsibilities include the design, management and implementation of our global equity client offering including segregated mandates for high net worth individuals. Pieter oversees a team of five analysts focusing on global and UK equities across multiple industries. Current assets under management managed by the investment team in direct global and UK equity mandates is more than \$2.1bn.



WILLIAM BALL
Senior Equity Analyst

William is a senior equity analyst, who is the deputy fund manager of the Sanlam Global High Quality Fund. Additionally, in conjunction with the Head of Global Equities, William is responsible for global equity research and managing the high net worth global equity mandates and the global equity offering. He has over 13 years of investment experience and a track record of investing in equities. Prior to joining Sanlam in 2009, William worked at Brown Shipley before moving to Merrill Lynch.

MANDATORY DISCLOSURE

Participation in this portfolio is a medium to long-term investment. The value of this portfolio is subject to fluctuation and past performance is not necessarily a guide to its future performance. Calculations are based on a lump sum investment with gross income reinvested. Actual investment performance will differ based on the fees applicable, the actual investment date and the date of reinvestment of income. A schedule of fees and maximum commissions is available from the manager.

This factsheet provides information on a model portfolio that has been designed to reflect the global equity income portfolio service. Actual investment performance experienced by clients will reflect portfolio specific decision made by the portfolio manager. In practice, the portfolio manager may take up to six months to be fully invested in this portfolio and potentially longer where this is appropriate to do so. This gives the portfolio manager the opportunity to invest in the stocks at an attractive entry point.

***The estimated yields are net of dividend credit. The yield figures are as at the last day of the month and may go down as well as up.*

CONTACT INFORMATION

Johannesburg (011) 778 6600	Pretoria (012) 470 0622	Durban (031) 560 3600	George (044) 805 5900
Knysna (044) 382 7727	Stellenbosch (021) 861 3700	Tyger Valley (021) 950 2300	Claremont (021) 672 1888
Derivatives Team (021) 950 2153	Offshore Team (021) 950 2034		

Corporate Office
 55 Willie van Schoor Avenue,
 Bellville,
 Cape Town 7530

Tel (021) 950 2770
 Fax (021) 950 2270

www.privatewealth.sanlam.co.za

PRIVATE WEALTH

Email: enq@sanlam.co.uk | www.sanlam.co.uk | +44 (0) 20 7280 8700
 Sanlam Private Wealth is a trading name of **Sanlam Private Investments (UK) Ltd** which is authorised and regulated by the Financial Conduct Authority. Registered in England and Wales 2041819.
 Registered office: Monument Place, 24 Monument Street, London, EC3R 8AJ.

Sanlam Private Wealth
 A member of the JSE Reg No 2000/023234/07
 Licensed Financial Services Provider (FSP 37473) and
 Registered Credit Provider (NCRCP1867)

E enq@sanlam.co.uk

www.sanlam.co.uk