

Global equity income portfolio

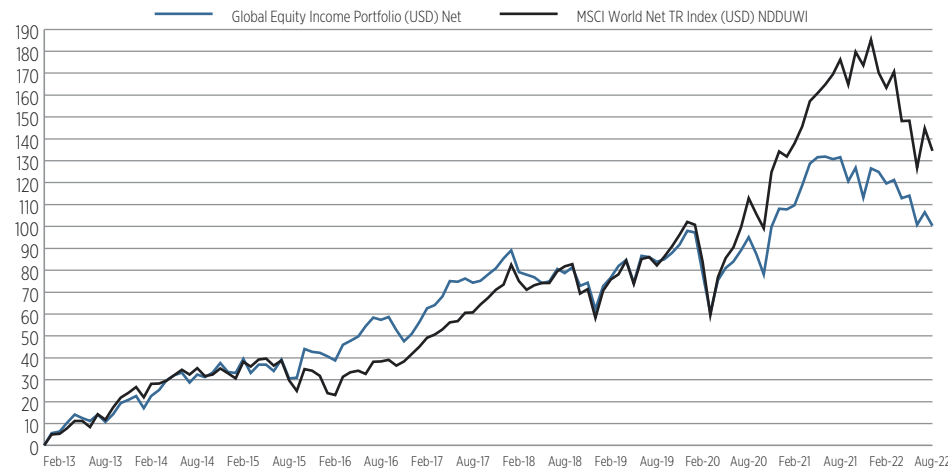
August 2022

**OBJECTIVE** The primary objective is to provide above-average total returns (capital plus income) over a medium to long-term investment horizon, by investing in ordinary shares listed globally. The management will typically not be trading orientated, holding concentrated equity positions reflecting the manager’s best ideas globally and limited to 10% individual positions.

**WHY CHOOSE THIS PORTFOLIO** The portfolio is characteristically dominated by companies with a global footprint and an impressive track record of growing profits and dividends and well entrenched industry market positions. The portfolio will focus on companies with attractive dividend yields and healthy balance sheets. Companies should have a long history of growing dividends in the medium term due to robust business models and prudent management teams acting in the best interests of shareholders.

PERFORMANCE

INVESTMENT PERFORMANCE TO 31 August 2022								
Figures for YTD, 1; 3; 6; 12 months and since inception for periods >1 year in USD								
	YTD	1 mnth	3 mnths	6 mnths	1 year	3 years	Inception	ITD Annualised
Global Equity Income Portfolio (USD) Net	-11.6%	-3.0%	-6.4%	-8.8%	-13.5%	9.0%	100.4%	7.5%
MSCI World Net TR Index (USD) NDDUWI	-17.8%	-4.2%	-5.5%	-10.9%	-15.1%	28.7%	134.6%	9.2%



Sources: Bloomberg and SPW. Inception date: 1.1.2013  
 Note: TR refers to Total Return, and the Global equity income portfolio performance is net of all costs.  
 All performances are calculated using a time weighted approach.

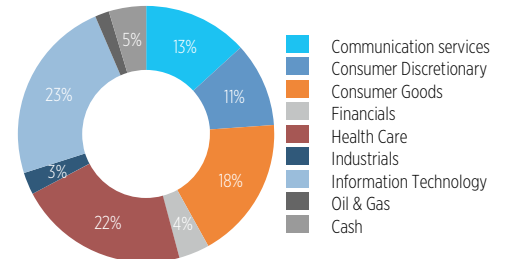
COMMENTARY

In August equity markets were negative across major geographies. The MSCI World ended the month down -4.2%. The MSCI North America was down -4% whilst the MSCI Europe excluding UK was down -6.4%. The MSCI UK All Cap was down -6.4%, the MSCI Japan was down -2.6% and the MSCI Asia excluding Japan decreased by 1.7%. The MSCI Emerging Markets index was down -0.8%.

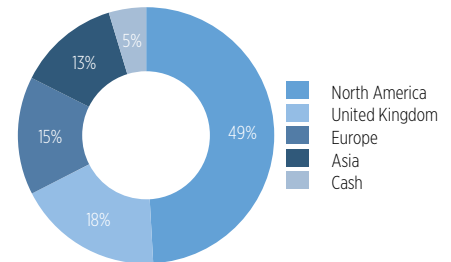
The Global Equity Income portfolio outperformed the MSCI World Index by 1.22% during August. The underweight allocation to Industrials and Consumer Discretionary were the largest contributors this month. Whilst the overweight allocations to Consumer Staples and Healthcare companies were the largest detractors this month.

In terms of stock selection, Sabre was the best performer in absolute terms rising by 16.9%. Other notable performers were Ali Baba (+6.8%) and Tencent (+6.7%). Philips (-18.6%) and Bayer (-9%) were the major detractors.

SECTOR ANALYSIS



GLOBAL ANALYSIS



TOP 5 EQUITY POSITIONS

Yum China Holdings Inc	4.3%
London Stock Exchange Group PL	3.9%
Reckitt Benckiser Group PLC	3.8%
Fiserv Inc	3.7%
Visa Inc	3.7%

ABOUT THE PORTFOLIO

Minimum investment:	US\$150,000 GBPE150,000 €150,000
Holdings:	Typically consisting of 25 direct shares
Portfolio management fee:	1.15%pa
SPW admin fee:	0.25%pa
Custody fees:	10bps on assets < €300,000 5bps on all assets > €300,000
Brokerage fees:	0.5% per trade
Yield:**	2.33%
Benchmark:	MSCI World Index Net TR USD
Risk rating:	Adventurous



**PIETER FOURIE, CFA CA (SA)**  
**Head of Global Equities**

As Head of Global Equities, Pieter is the lead fund manager for the Sanlam Global High Quality Equity fund having joined the firm in mid 2012. His responsibilities include the design, management and implementation of our global equity client offering including segregated mandates for high net worth individuals. Pieter oversees a team of five analysts focusing on global and UK equities across multiple industries. Current assets under management managed by the investment team in direct global and UK equity mandates is more than \$2.1bn.



**WILLIAM BALL**  
**Senior Equity Analyst**

William is a senior equity analyst, who is the deputy fund manager of the Sanlam Global High Quality Fund. Additionally, in conjunction with the Head of Global Equities, William is responsible for global equity research and managing the high net worth global equity mandates and the global equity offering. He has over 13 years of investment experience and a track record of investing in equities. Prior to joining Sanlam in 2009, William worked at Brown Shipley before moving to Merrill Lynch.

**MANDATORY DISCLOSURE**

Participation in this portfolio is a medium to long-term investment. The value of this portfolio is subject to fluctuation and past performance is not necessarily a guide to its future performance. Calculations are based on a lump sum investment with gross income reinvested. Actual investment performance will differ based on the fees applicable, the actual investment date and the date of reinvestment of income. A schedule of fees and maximum commissions is available from the manager.

This factsheet provides information on a model portfolio that has been designed to reflect the global equity income portfolio service. Actual investment performance experienced by clients will reflect portfolio specific decision made by the portfolio manager. In practice, the portfolio manager may take up to six months to be fully invested in this portfolio and potentially longer where this is appropriate to do so. This gives the portfolio manager the opportunity to invest in the stocks at an attractive entry point.

*\*\*The estimated yields are net of dividend credit. The yield figures are as at the last day of the month and may go down as well as up.*

**CONTACT INFORMATION**

<b>Johannesburg</b> (011) 778 6600	<b>Pretoria</b> (012) 470 0622	<b>Durban</b> (031) 560 3600	<b>George</b> (044) 805 5900
<b>Knysna</b> (044) 382 7727	<b>Stellenbosch</b> (021) 861 3700	<b>Tyger Valley</b> (021) 950 2300	<b>Claremont</b> (021) 672 1888
<b>Derivatives Team</b> (021) 950 2153	<b>Offshore Team</b> (021) 950 2034		

**Corporate Office**  
 55 Willie van Schoor Avenue,  
 Bellville,  
 Cape Town 7530

Tel (021) 950 2770  
 Fax (021) 950 2270

[www.privatewealth.sanlam.co.za](http://www.privatewealth.sanlam.co.za)

**PRIVATE WEALTH**

Email: [enq@sanlam.co.uk](mailto:enq@sanlam.co.uk) | [www.sanlam.co.uk](http://www.sanlam.co.uk) | +44 (0) 20 7280 8700  
 Sanlam Private Wealth is a trading name of **Sanlam Private Investments (UK) Ltd** which is authorised and regulated by the Financial Conduct Authority. Registered in England and Wales 2041819.  
 Registered office: Monument Place, 24 Monument Street, London, EC3R 8AJ.

fs0026-0922

**Sanlam Private Wealth**  
 A member of the JSE Reg No 2000/023234/07  
 Licensed Financial Services Provider (FSP 37473) and  
 Registered Credit Provider (NCRCP1867)

**E** [enq@sanlam.co.uk](mailto:enq@sanlam.co.uk)  
[www.sanlam.co.uk](http://www.sanlam.co.uk)