

Sanlam Global High Quality Fund – D USD Acc

A sub fund of the Sanlam Universal Funds Plc

Minimum Disclosure Document – October 2021

Fund information

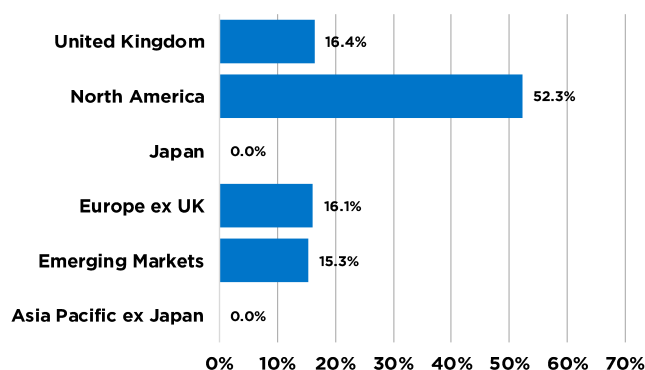
Base currency	GBP
Benchmark	MSCI World USD
Fund Pricing	Daily
Classification/Category	Global Large-Cap Blend Equity
Minimum Investment	\$10,000,000
Administrator	Brown Brothers Harriman Fund Administration Services (Ireland) Ltd
Settlement Time	T+3
Fund Inception Date	28-Feb-14
Domicile	Dublin based OEIC, UCITS V
Custodian	Brown Brothers Harriman Ltd
ISIN	IE00BJWHZ623
Fund Regulator	Central Bank of Ireland
Fund Valuation Timing	23.59 (GMT)
Dealing Frequency	Daily
Dealing Cut Off	11:00 (GMT)
Fund size	\$633.0m
Price	2.0065
Auditor	Ernst & Young
Risk Reward Indicator	5
Highest Annual Return	28.7% (2016)
Lowest Annual Return	-2.9% (2018)
Asset Allocation	
Equity	97.0%
Cash	3.0%

Source: Sanlam, SAMI, MSCI.

Fund objective and policy

The Fund aims to produce compound total returns in excess of the MSCI World Index over the medium to long-term. The Fund is an actively managed portfolio of global equities with a high quality bias, high conviction and benchmark agnostic, with sector and regional positioning driven by bottom-up stock selection. The investment process is unconstrained, seeking to invest in companies with predictable revenue growth that produces sustainable economic value over the long-term. The Fund typically invests in companies with high returns on capital, low leverage, enduring businesses with a sustainable competitive advantage that produce significant free cash flow after capital expenditure. The Fund can hold up to 22% of its total net assets in cash or cash equivalents should the investment manager feel it appropriate.

Regional Breakdown



Discrete performance(%)

12 Months to	Oct-21	Oct-20	Oct-19	Oct-18	Oct-17
D Accumulation USD	23.1	0.0	12.5	-1.8	23.2
MSCI World	40.4	4.4	12.7	1.2	22.8

Annualised performance(%)

	3yrs	5yrs	Since Inception*
D Accumulation USD	11.5	10.9	9.5
MSCI World	18.2	15.4	10.7

*Since inception return is based on the D USD inception date of 28/02/2014

Annualised performance is a conversion of the fund performance on an annual basis. The Since Inception annualised figure above represents the average fund performance per year since inception.

Past performance is not a guide to future performance

Effective annual cost

The Effective Annual Cost (EAC) is a measure which has been introduced to allow you to compare the cost you incur when you invest in different financial products. It is expressed as a percentage of your investment amount. The EAC is made up of three charges, which are added together, as shown in the table below. Some of the charges may vary, depending on your investment period. The EAC calculation assumes that an investor terminates his or her investment in the financial product at the end of the relevant periods shown in the table.

Charges	1 Year	3 Years	5 Years	10 Years
Investment Management Charges ¹	0.86	0.86	0.86	0.86
Advice Charges ²	0.0	0.0	0.0	0.0
Administration Charges	0.0	0.0	0.0	0.0
Effective Annual Cost	0.86	0.86	0.86	0.86

The Fund does not pay Performance Fees.

¹ The Investment Management Charges are calculated as the total of TER and TC:

Total Expense Ratio (TER) 0.82% of the value of the financial product was incurred as expenses relating to the administration of the product. A higher TER does not necessarily imply a poor return, nor does a low TER imply a good return. The current TER cannot be regarded as an indication of future TER's. TER Calculation Period: From 30/06/18 to 30/06/21

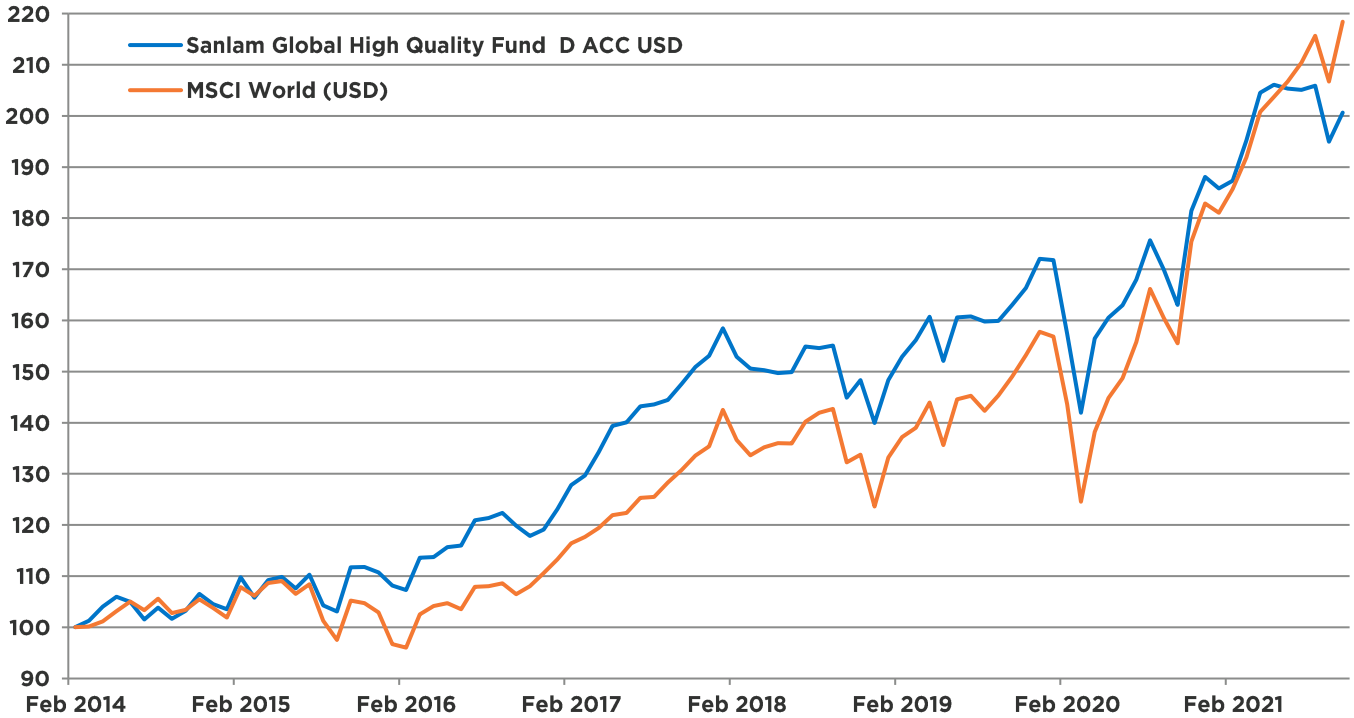
Transaction Costs (TC) 0.04% of the value of the financial product was incurred as costs relating to the buying and selling of the assets underlying the product. TCs are a necessary cost in administering the product and impacts the product's returns. It should not be considered in isolation as returns may be impacted by many other factors over time incl. market returns, type of financial product, investment decisions of the investment manager and the TER.

² Any advice fee is negotiable between the client and their financial advisor. An annual advice fee negotiated is paid via a repurchase of units from the investor.

Sanlam Global High Quality Fund – D USD Acc

A sub fund of the Sanlam Universal Funds Plc

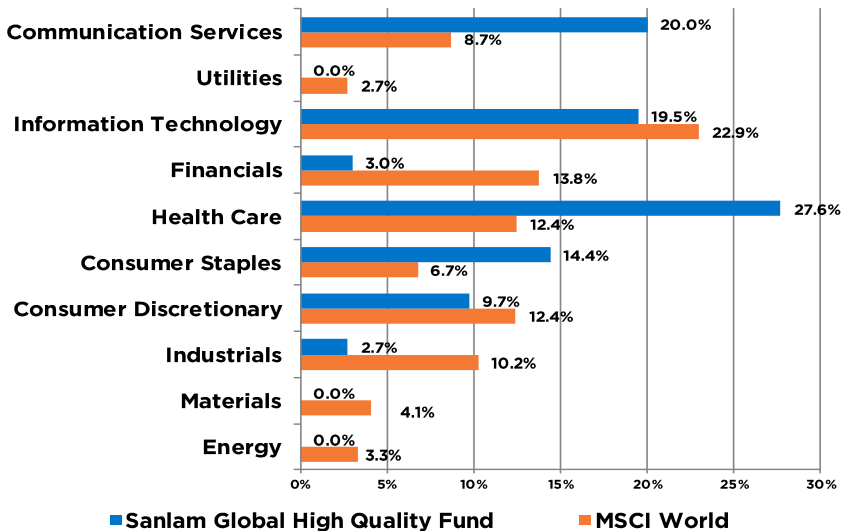
Performance - past performance is not a guide to future performance



Class D net returns are shown above.

Source: Sanlam, SAMI, MSCI.

Sector breakdown



Top ten holdings

Stock Name	Weight %
Anthem	5.6%
Alphabet	4.9%
Netease	4.3%
Becton Dickinson	4.0%
Meta Platforms	4.0%
Fiserv	3.9%
British American Tobacco	3.8%
Tencent Holdings	3.6%
Microsoft	3.6%
Alibaba Group	3.5%
Total	41.2%

Source: Sanlam, SAMI, MSCI.

Additional Information

Management Company

Sanlam Asset Management Ireland
Beech House
Beech Hill Road
Dublin 4
Tel: +353 1 205 3500
Website: www.sanlam.com/ireland
Email: intouch@Sanlam.ie

Investment Manager

Sanlam Private Investments (UK) Ltd
24 Monument Place
London
EC3R 8AJ
Tel: 020 3116 4000
Website: www.sanlaminvestments.co.uk
Email: Slenquiries@sanlam.co.uk

Custodian

Brown Brothers Harriman
30 Herbert Street
Dublin 2
Ireland
Tel: +353 1 241 7130
Email: Sanlam.ta@bbh.com

Mandatory Disclosures

- Collective investment schemes are generally medium to long-term investments.
- The value of participatory interests or the investment may go down as well as up.
- Past performance is not necessarily a guide to future performance.
- Collective investment schemes are traded at ruling prices and can engage in borrowing and scrip lending.
- A schedule of fees and charges and maximum commissions is available on request from the manager.
- The management company does not provide any guarantee either with respect to the capital or the return of a portfolio.
- The management company has a right to close the portfolio to new investors in order to manage it more efficiently in accordance with its mandate.
- For any additional information such as fund prices, brochures, application forms and annual and interim report and accounts, please go to www.sanlam.ie or contact the manager, where they are available free of charge.

Risk and Reward Profile

The risk category was calculated using historical performance data and may not be a reliable indicator of the portfolio's future risk profile. The portfolio's risk category is not guaranteed to remain fixed and may change over time. A portfolio in the lowest category does not mean a risk-free investment. The portfolio is in this category because it can take higher risks in search of higher rewards and its price may rise and fall accordingly.

Risk Factors

Currency risk: The Fund has holdings which are denominated in currencies other than sterling and may be affected by movements in exchange rates. Consequently the value of an investment may rise or fall in line with the exchange rates.

Concentration risk: The Fund holds a concentrated portfolio which could mean that it will be volatile when compared to its benchmark.

Operational risk: Failures or delays in operational processes may negatively affect the fund. There is a risk that any company responsible for the safekeeping of the assets of the fund may fail to do so properly or may become insolvent, which could cause loss to the fund.

Further risk factors that apply to the fund can be found in the fund's Prospectus and Supplement

Registered Portfolio Name

Sanlam Global High Quality Fund

Distribution dates and value distributed per participatory interest over the past 12 months

Please refer to the dividend calendar on the following website:

<https://www.sanlam.co.uk/legal-and-regulatory>

The net asset value (NAV) of the portfolio is published daily on the SAMI website:

<https://www.sanlam.com/ireland/pricesandperformance/Pages/fund-prices.aspx>

The value of this portfolio is subject to fluctuation and past performance is not necessarily a guide to future performance.

The performance is calculated for the portfolio and the actual individual investor performance will differ as a result of initial fees, the actual investment date, the date of reinvestment and dividend withholding tax. All terms exclude costs. Fluctuations or movements in exchange rates may cause the value of underlying investments to go up or down.

This document is provided to give an indication of the investment and does not constitute an offer/invitation to sell or buy any securities in any fund managed by us nor a solicitation to purchase securities in any company or investment product. It does not form part of any contract for the sale or purchase of any investment. The information contained in this document is for guidance only and does not constitute financial advice as contemplated in terms of the South African Financial Advisory and Intermediary Services Act.

The fund price is calculated on a net asset value basis, which is the total value of all assets in the portfolio including any income and expense accruals. Trail commission and incentives may be paid and are for the account of the manager. Performance figures quoted are from Sanlam Investments and are shown net of fees. Performance figures for periods longer than 12 months are annualized. NAV to NAV figures are used. Calculations are based on a lump sum investment.

Please note that all Sanlam Investments funds carry some degree of risks which may have an adverse effect on the future value of your investment. Any offering is made only pursuant to the relevant offering document, together with the current financial statements of the relevant fund, and the relevant subscription/application forms, all of which must be read in their entirety together with the Sanlam Universal Funds plc prospectus, the Fund supplement, the MDD and the KIID. The fund documents are available free of charge from the Manager or at www.sanlam.ie

No offer to purchase securities will be made or accepted prior to receipt by the offeree of these documents, and the completion of all appropriate documentation. Use or rely on this information at your own risk. Independent professional financial advice should always be sought before making an investment decision as not all investments are suitable for all investors.

Issued and approved by Sanlam Investments which is authorised and regulated by the Financial Conduct Authority. Sanlam Investments is the trading name for our two Financial Conduct Authority (FCA) regulated entities: Sanlam Investments UK Limited (FRN 459237), having its registered office at 24 Monument Street, London, EC3R 8AJ and Sanlam Private Investments (UK) Ltd (FRN 122588) having its registered office at Monument Place, 24 Monument Street, London, EC3R 8AJ .

This is a Section 65 approved fund under the Collective Investment Schemes Control Act 45, 2002 (CISCA). Sanlam Collective Investments (RF) (Pty) Ltd is the South African Representative Office for this fund. The Fund is a sub-fund of the Sanlam Universal Funds plc, a company incorporated with limited liability as an open-ended umbrella investment company with variable capital and segregated liability between sub-funds under the laws of Ireland and authorised by the Central Bank. The Fund is managed by Sanlam Asset Management (Ireland) Limited, Beech House, Beech Hill Road, Dublin 4, Ireland, Tel + 353 1 205 3510, Fax + 353 1 205 3521 which is authorised by the Central Bank of Ireland, as a UCITS Management Company and Alternative Investment Fund Manager, and is licensed as a Financial Service Provider in terms of Section 8 of the South African FAIS Act of 2002. Sanlam Asset Management is a registered business name of Sanlam Asset Management (Ireland) Limited. Sanlam Asset Management has appointed Sanlam Private Investments (UK) Ltd as Investment Manager to this fund.

MSCI makes no express or implied warranties or representations and shall have no liability whatsoever with respect to any MSCI data contained herein. The MSCI data may not be further redistributed or used as a basis for other indices or any securities or financial products. This document is not approved, reviewed or produced by MSCI.

AB1121(398)0222UK&SAInst