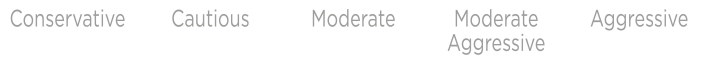


SPW BALANCED PORTFOLIO

30 NOVEMBER 2024



PORTFOLIO DESCRIPTION AND INVESTMENT OBJECTIVE

This multi-asset class portfolio invests in equities, bonds, money market instruments and property, both locally and offshore. The portfolio will aim for long-term capital growth. However, a higher exposure to growth assets (equities and properties) is likely to lead to higher volatility over the short term. Investment performance will be driven by active stock picking and asset allocation. This portfolio may have a maximum effective equity exposure (including international equity) of up to 75% and a maximum effective property exposure (including international property) of up to 25% of the market value of the portfolio. Total allowable offshore exposure is 30%.

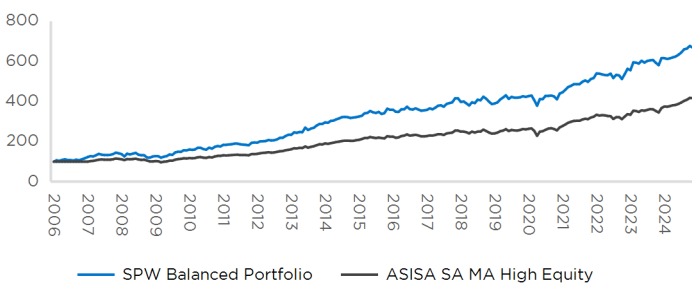
YOUR PERSONAL BALANCED PORTFOLIO

The SPW Balanced Portfolio is constructed by the investment team based on an intensive and rigorous investment process. The model portfolio acts as a guide to your portfolio manager in customising your personal portfolio to suit your individual requirements. It is important to note that the performance on this fact sheet is based on the model portfolio and the performance of your portfolio may vary depending on the level of deviation from the model portfolio and the fees charged.

WHY SELECT A PERSONAL PORTFOLIO

A personal portfolio is suitable to more discerning investors who might have unique factors to consider during the investment process. With a personal portfolio, your investment can be tailored to your unique requirements. You will have the benefit of more direct access to your portfolio manager. Your portfolio will not be affected by the cash investment and withdrawals of other investors.

PERFORMANCE NET OF FEES¹



Percentage Returns	Portfolio	Benchmark	Active
10 Yrs (Annualised)	7.79%	7.40%	0.39%
5 Yrs (Annualised)	10.03%	10.13%	-0.10%
3 Yrs (Annualised)	9.64%	9.31%	0.33%
Past 12 Months	10.89%	15.19%	-4.30%
YTD	10.91%	12.91%	-2.00%

PORTFOLIO INFORMATION

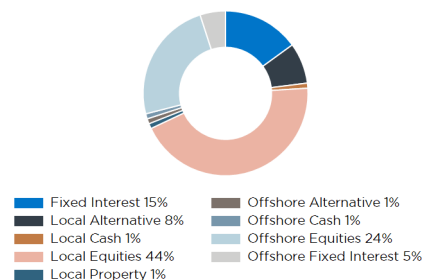
Risk rating	Moderate Aggressive
Inception date	December 2004
Minimum investment	R2.5 million
Benchmark	Average peer group performance of high equity multi-asset collective investment schemes in South Africa
Management company	Sanlam Private Wealth
Portfolio manager	Renier De Bruyn
Initial fees	Nil
Annual management	Fee sliding scale (refer to mandate)

TOP 5 HOLDINGS

(Please note your portfolio might vary from this)

Naspers -N-	5.25%
FirstRand Ltd	3.02%
Standard Bank Group Ltd	2.88%
PEPKOR (PPH)	2.61%
Prosus NV	2.38%

ASSET ALLOCATION EXPOSURE



1.The net of fee calculation assumes a 1.15% annual management charge and total trading costs of 1% (both inclusive of VAT) on the value of actual portfolio turnover.



ABOUT THE PORTFOLIO MANAGER

Renier de Bruyn, BCom (Hons), CFA

Renier joined Sanlam Private Wealth in 2010 as an investment analyst. He was appointed as Head of Asset Allocation in 2023 after co-managing the multi-asset portfolios with the Chief Investment Officer since 2021. Renier holds a BCom Honours in Financial Analysis from the University of Stellenbosch, and an Advanced Postgraduate Diploma in Financial Planning. He is a CFA charterholder.

QUARTERLY PORTFOLIO MANAGER'S COMMENTS

The global equity market continued to move higher in the third quarter with the MSCI World index gaining 6.4% in US dollars. However, in contrast to the very narrow US tech-driven rally of previous quarters, there was a noticeable rotation into more interest-rate-sensitive sectors such as consumer staples, utilities and listed property in the last quarter. This came as economic data provided enough comfort for the US Federal Reserve to finally commence with an interest-rate-cutting cycle.

The stars seem to have aligned for South African assets over the past two quarters. First, the positive election outcome supported local sentiment. Second, the prospects of a US soft landing and lower interest rates are beneficial for emerging market assets. Finally, the stimulus measures that were announced by Chinese policymakers had a positive impact on many large-cap JSE-listed shares such as the miners, Naspers and Richemont. In this context, South African equities, as measured by the FTSE/JSE All Share Index, had a strong quarter, gaining 9.6% in rand terms and an even stronger US dollar return of 16%, given a weaker dollar. South African bonds and listed property also rose sharply, gaining 11% and 19% respectively. The rand continued to strengthen, gaining about 5% versus the US dollar.

Globally, the balance of inflation versus growth risk has shifted. We are now in a globally synchronised rate-cutting cycle (with the exception of Japan). Historically, market performance in easing cycles has depended on whether economies avoided recessions (recessions occurred around two-thirds of the time).

While the labour market is cooling, US economic activity remains healthy. Inventory and credit cycles are bottoming and could support the next leg of growth. Private sector balance sheets are also generally in good shape which, in our view, increases the probability of a soft landing. It is, however, important not to become complacent about inflation and growth risks given the levels at which assets are priced. These factors, coupled with elevated geopolitical tensions, call for a diversified approach to portfolio construction. Over the longer term, there is still material risk around the sustainability of global government finances given elevated debt levels and higher debt servicing cost. This likely points to rising inflation risk and portfolios should focus on real assets to hedge against the devaluation of fiat currencies.

While the risk-versus-reward outlook for global equities currently doesn't appear attractive at the index level, there are pockets of attractively valued companies for active managers to pick from. Despite the recent rally, South African equities and bonds continue to screen cheaply after more than five years of domestic and foreign investor outflows. However, to maintain momentum, the positive post-election sentiment and structural reforms need to convert into actual improved economic growth. South Africa will also remain sensitive to the global cycle.

The SPW Balanced portfolio delivered a return of 10.9% for the 12 months to the end of November, underperforming the peer group average of 15.2%. However, the portfolio remains above the peer group over a period of three years and longer. Performance was mostly impacted by local and global stock selection that did not quite keep up with benchmarks in the short term.

During the quarter we added to Remgro and Bidcorp, funded by taking some profits on British American Tobacco. We also reduced US Treasuries following a sharp decline in yields.

ABOUT SANLAM PRIVATE WEALTH

Sanlam Private Wealth is a holistic, integrated wealth management business that provides advice and manages assets for high net worth private individuals, cultural organisations, charitable institutions and similar entities with investable assets of more than R1.5 million.

CONTACT US

T 021 950 2770

E clientcare@privatewealth.sanlam.co.za

A 55 Willie van Schoor Avenue, Bellville, Cape Town, 7530

MANDATORY DISCLOSURE

Participation in the SPW Balanced Portfolio is a medium- to long-term investment. The value of the portfolio is subject to fluctuations and past performance is not necessarily a guide to its future performance. Calculations are based on a lump sum investment with gross income reinvested on the ex-dividend date. All performance figures are net of fees and costs. Actual investment performance will differ based on the fees applicable, the actual investment date and the date of reinvestment of income. A schedule of fees and maximum commissions is available from the manager. Sanlam Private Wealth (Pty) Ltd, registration number 2000/023234/07, is a member of the Johannesburg Stock Exchange, a licensed Financial Service Provider (FSP 37473) and a Registered Credit Provider (NCRCP1867).

Please click [here](#) to read our Privacy Statement.