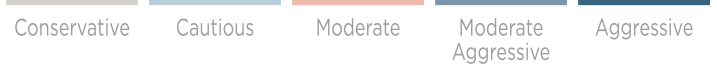


SPW GLOBAL EQUITY FOCUSED PORTFOLIO

30 JUNE 2024



PORTFOLIO DESCRIPTION AND INVESTMENT OBJECTIVE

The primary objective is to provide above-average total returns (capital plus income) over a medium to long-term investment horizon, by investing in ordinary shares listed globally. Management will typically not be trading orientated, holding concentrated equity positions reflecting the manager’s best ideas globally and limited to 10% individual positions.

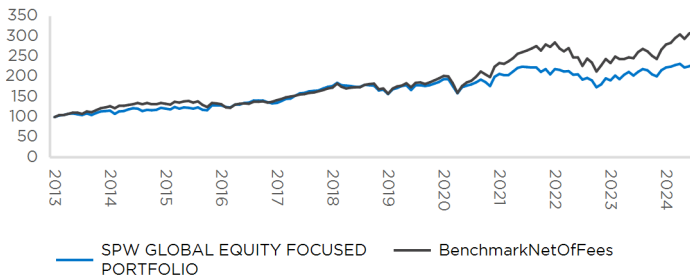
The portfolio is characteristically dominated by companies with a global footprint and an impressive track record of growing profits and well-entrenched industry market positions.

WHY SELECT A PERSONAL PORTFOLIO

The portfolio is designed to meet the needs of investors looking for concentrated equity exposure through a directly held and actively managed portfolio of quality global shares reflecting our highest conviction views in respect of market groupings, sectors and fundamentals.

Volatility of portfolio returns could be high due to a combination of underlying equity volatility and the impact of foreign exchange fluctuations, which historically has been high.

PERFORMANCE NET OF FEES¹



PERFORMANCE FIGURES IN US\$ FUND BENCHMARK

Since Inception	7.46%	10.74%
10 Yrs (Annualised)	6.56%	9.16%
5 Yrs (Annualised)	5.05%	11.78%
3 Years	0.68%	6.86%
1 Year	8.90%	20.19%
YTD	3.49%	11.75%

PORTFOLIO INFORMATION

Risk Rating	Aggressive
Inception Date	1 January 2013
Minimum Investment	US\$ 50,000
Benchmark	MSCI World Index Net TR USD
Management Company	Sanlam Private Wealth
Portfolio Advisers	Pieter Fourie and William Ball
Holdings	Typically consisting of 12-18 direct shares
Annual Management	Fee Sliding Scale (Refer to mandate)
Yield**	2.14%

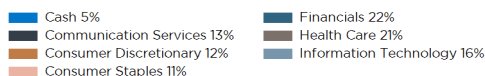
TOP 5 HOLDINGS

(Please note your portfolio might vary from this)

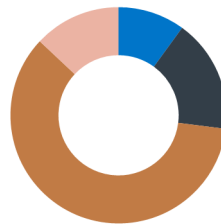
SAP SE	6.42%
Fiserv Inc	5.34%
United Healthcare Corp	5.04%
Alphabet Inc Cl C	4.81%
Visa INC - Class A Shares	4.70%

1.The net of fee calculation assumes a 1.25% annual management charge excluding VAT on the value of the actual portfolio.

EQUITY SECTOR EXPOSURE



GLOBAL ANALYSIS



PORTFOLIO ADVISERS COMMENTS

The Global Equity Focused portfolio overperformed the MSCI World Index during the month, returning 2.20%, while the index returned 2.03%.

The best-performing stock during the month was Intuit (+14.0%). Intuit is a leading developer of software used for small business accounting, called QuickBooks, and consumer tax preparation, called TurboTax. Customers include individual consumers, accountants and small businesses, and Intuit boasts around 100 million users for its products and services. During the month Intuit was able to pass through a significantly above-trend price increase for its QuickBooks product. This pricing power highlights the importance of the company in its customers' lives. It remains a predominantly US business, with around 90% coming from the home country. This means that international growth remains a lever the company has yet to pull on significantly.

Other strong performers during the month were SAP (+12.8%) and Samsung (+10.5%). SAP hosted an analysts' day where it reiterated guidance for next year, which the market took well considering macro pressures.

In terms of laggards, Yum China (-13.8%) and ABI (-7.2%) underperformed. Yum China is suffering from negative sentiment amid increased competition in the Chinese restaurant space and a sluggish macro environment. ABI had no stock-specific news but followed the alcoholic beverage sector, which suffered in the month due to concerns over poor retail sales in the US.

ABOUT THE PORTFOLIO ADVISERS

Pieter Fourie (CFA CA(SA)) Head of Global Equities

As Head of Global Equities, Pieter is the lead fund manager for the Sanlam Global High Quality Equity Fund, having joined the firm in mid-2012. His responsibilities include the design, management and implementation of our global equity client offering, including segregated mandates for high net worth individuals. Pieter oversees a team of five analysts focusing on global and UK equities across multiple industries. Current assets under management managed by the investment team in direct global and UK equity mandates is more than US\$2.1 billion.

William Ball (BSc (Hons), IMC) Senior Equity Analyst

William is a senior equity analyst and the deputy fund manager of the Sanlam Global High Quality Fund. In conjunction with the Head of Global Equities, William is also responsible for global equity research and managing the high net worth global equity mandates and the global equity offering. He has over 13 years of investment experience and a track record of investing in equities. Before joining Sanlam in 2009, William worked at Brown Shipley before moving to Merrill Lynch.

ABOUT SANLAM PRIVATE WEALTH

Sanlam Private Wealth is a holistic, integrated wealth management business that provides advice and manages assets for high net worth private individuals, cultural organisations, charitable institutions and similar entities with investable assets of more than R1 million.

MANDATORY DISCLOSURE

Participation in this portfolio is a medium to long-term investment. The value of this portfolio is subject to fluctuation and past performance is not necessarily a guide to its future performance. Calculations are based on a lump sum investment with gross income reinvested. Actual investment performance will differ based on the fees applicable, the actual investment date and the date of reinvestment of income. A schedule of fees and maximum commissions is available from the manager.

This factsheet provides information on a model portfolio that has been designed to reflect the global equity income portfolio service. Actual investment performance experienced by clients will reflect portfolio-specific decision made by the portfolio manager. In practice, the portfolio manager may take up to six months to be fully invested in this portfolio and potentially longer where this is appropriate. This gives the portfolio manager the opportunity to invest in the stocks at an attractive entry point.

Sanlam Private Wealth (Pty) Ltd, registration number 2000/023234/07, is a member of the Johannesburg Stock Exchange, a licensed Financial Services Provider (FSP 37473) and a Registered Credit Provider (NCRCP1867).

Please click [here](#) to read our Privacy Statement.