

SPW GLOBAL EQUITY FOCUSED PORTFOLIO

30 SEPTEMBER 2024



PORTFOLIO DESCRIPTION AND INVESTMENT OBJECTIVE

The primary objective is to provide above-average total returns (capital plus income) over a medium to long-term investment horizon, by investing in ordinary shares listed globally. Management will typically not be trading orientated, holding concentrated equity positions reflecting the manager’s best ideas globally and limited to 10% individual positions.

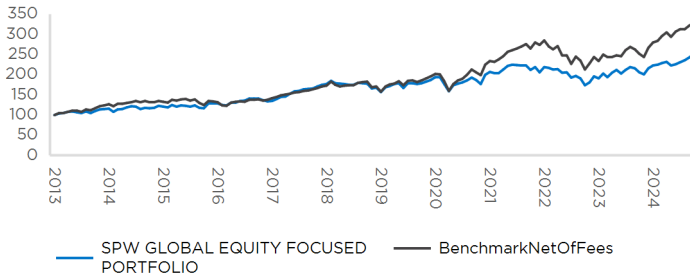
The portfolio is characteristically dominated by companies with a global footprint and an impressive track record of growing profits and well-entrenched industry market positions.

WHY SELECT A PERSONAL PORTFOLIO

The portfolio is designed to meet the needs of investors looking for concentrated equity exposure through a directly held and actively managed portfolio of quality global shares reflecting our highest conviction views in respect of market groupings, sectors and fundamentals.

Volatility of portfolio returns could be high due to a combination of underlying equity volatility and the impact of foreign exchange fluctuations, which historically has been high.

PERFORMANCE NET OF FEES<sup>1</sup>



PERFORMANCE FIGURES IN US\$ FUND BENCHMARK

Since Inception	8.06%	11.08%
10 Yrs (Annualised)	7.87%	10.07%
5 Yrs (Annualised)	6.83%	13.04%
3 Years	5.38%	9.08%
1 Year	21.80%	32.43%
YTD	12.45%	18.86%

PORTFOLIO INFORMATION

Risk Rating	Aggressive
Inception Date	1 January 2013
Minimum Investment	US\$ 50,000
Benchmark	MSCI World Index Net TR USD
Management Company	Sanlam Private Wealth
Portfolio Advisers	Pieter Fourie and William Ball
Holdings	Typically consisting of 12-18 direct shares
Annual Management	Fee Sliding Scale (Refer to mandate)
Yield**	2.14%

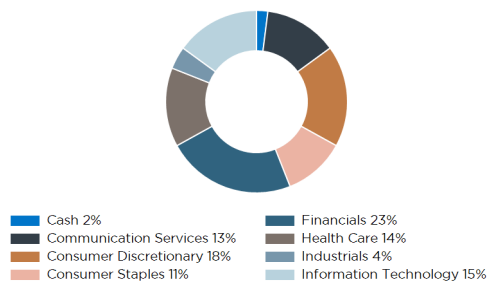
TOP 5 HOLDINGS

(Please note your portfolio might vary from this)

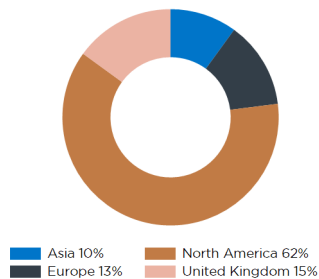
Fiserv Inc	5.93%
London Stock Exchange Group	5.80%
United Healthcare Corp	5.33%
Alphabet Inc Cl C	5.24%
Visa INC - Class A Shares	4.53%

1.The net of fee calculation assumes a 1.25% annual management charge excluding VAT on the value of the actual portfolio.

## EQUITY SECTOR EXPOSURE



## GLOBAL ANALYSIS



## PORTFOLIO ADVISERS COMMENTS

The Global Equity Focused portfolio outperformed the MSCI World Index during the month, returning 3.31%, while the index returned 1.83%.

The best-performing stock during the month was Yum China (+33.2%). This move was part of a wider rally in Chinese stocks spurred by the Chinese authorities' plans to issue about CNY2 trillion (US\$284 billion) in special sovereign bonds this year – half going to consumption support programmes and the rest towards aiding local government debt. Some of the funding will be used to boost trade-in subsidies for consumer goods and large-scale business equipment. Proceeds will also provide a monthly allowance of around CNY800 per child to all households with two or more children. Optimism was reinforced by indications that China is considering a major capital injection into its banks.

The stimulus dramatically changed the narrative in China and particularly benefited consumer-facing stocks like Yum China. We remain confident that the long-term growth opportunity for Yum China remains attractive. Chains make up only 20% of restaurants in China versus 35% globally and 60% in the US. Management has guided to 20 000 restaurants by the end of 2026 compared to just over 15 000 today. In China, KFC has seven stores serving every one million people. In Tier 1 cities there are 20 stores serving every one million people. This underlines the opportunity in lower-tier cities. Other strong performers during the month were Alibaba (+27.3%) and NetEase (+16.9%). Both stocks benefited from the change of sentiment resulting from the Chinese stimulus packages.

In terms of laggards, Samsung (-16.0%) and Electronic Arts (-5.5%) underperformed. Samsung shares have slid more than 20% this year as the world's largest maker of memory chips and smartphones struggles in key markets. It has fallen behind rival SK Hynix Inc in the memory chips used for artificial intelligence and has made little progress against Taiwan Semiconductor Manufacturing Company in the production of custom-made chips for outside customers. The company aims to preserve manufacturing jobs while it cuts management and support functions, and we believe these actions will put the company on a stronger footing.

## ABOUT THE PORTFOLIO ADVISERS

### Pieter Fourie (CFA CA(SA)) Head of Global Equities

As Head of Global Equities, Pieter is the lead fund manager for the Sanlam Global High Quality Equity Fund, having joined the firm in mid-2012. His responsibilities include the design, management and implementation of our global equity client offering, including segregated mandates for high net worth individuals. Pieter oversees a team of five analysts focusing on global and UK equities across multiple industries. Current assets under management managed by the investment team in direct global and UK equity mandates is more than US\$2.1 billion.

### William Ball (BSc (Hons), IMC) Senior Equity Analyst

William is a senior equity analyst and the deputy fund manager of the Sanlam Global High Quality Fund. In conjunction with the Head of Global Equities, William is also responsible for global equity research and managing the high net worth global equity mandates and the global equity offering. He has over 13 years of investment experience and a track record of investing in equities. Before joining Sanlam in 2009, William worked at Brown Shipley before moving to Merrill Lynch.

## ABOUT SANLAM PRIVATE WEALTH

Sanlam Private Wealth is a holistic, integrated wealth management business that provides advice and manages assets for high net worth private individuals, cultural organisations, charitable institutions and similar entities with investable assets of more than R1 million.

## MANDATORY DISCLOSURE

Participation in this portfolio is a medium to long-term investment. The value of this portfolio is subject to fluctuation and past performance is not necessarily a guide to its future performance. Calculations are based on a lump sum investment with gross income reinvested. Actual investment performance will differ based on the fees applicable, the actual investment date and the date of reinvestment of income. A schedule of fees and maximum commissions is available from the manager. This factsheet provides information on a model portfolio that has been designed to reflect the global equity income portfolio service. Actual investment performance experienced by clients will reflect portfolio-specific decision made by the portfolio manager. In practice, the portfolio manager may take up to six months to be fully invested in this portfolio and potentially longer where this is appropriate. This gives the portfolio manager the opportunity to invest in the stocks at an attractive entry point.

Sanlam Private Wealth (Pty) Ltd, registration number 2000/023234/07, is a member of the Johannesburg Stock Exchange, a licensed Financial Services Provider (FSP 37473) and a Registered Credit Provider (NCRCP1867).

Please click [here](#) to read our Privacy Statement.