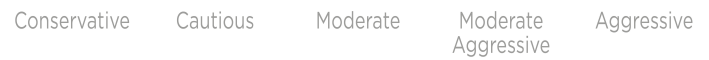


SPW GLOBAL EQUITY INCOME PORTFOLIO

31 AUGUST 2023



PORTFOLIO DESCRIPTION AND INVESTMENT OBJECTIVE

The primary objective is to provide above-average total returns (capital plus income) over a medium to long-term investment horizon, by investing in ordinary shares listed globally. Management will typically not be trading orientated, holding concentrated equity positions reflecting the manager’s best ideas globally and limited to 10% individual positions.

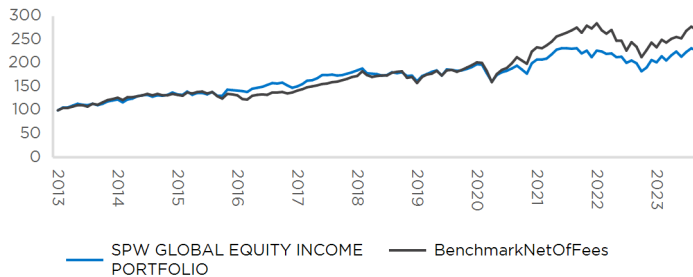
The portfolio is characteristically dominated by companies with a global footprint and an impressive track record of growing profits and well-entrenched industry market positions.

WHY SELECT A PERSONAL PORTFOLIO

The portfolio is designed to meet the needs of investors looking for concentrated equity exposure through a directly held and actively managed portfolio of quality global shares reflecting our highest conviction views in respect of market groupings, sectors and fundamentals.

Volatility of portfolio returns could be high due to a combination of underlying equity volatility and the impact of foreign exchange fluctuations, which historically has been high.

PERFORMANCE NET OF FEES¹



PERFORMANCE FIGURES IN US\$ FUND BENCHMARK

Since Inception	7.90%	9.81%
10 Yrs (Annualised)	7.35%	9.28%
5 Yrs (Annualised)	4.71%	8.33%
3 Years	4.88%	8.41%
1 Year	12.74%	15.60%
YTD	12.24%	16.11%

PORTFOLIO INFORMATION

Risk Rating	Aggressive
Inception Date	1 January 2013
Minimum Investment	US\$ 150,000
Benchmark	MSCI World Index Net TR USD
Management Company	Sanlam Private Wealth
Portfolio Advisers	Pieter Fourie and William Ball
Holdings	Typically consisting of 25 direct shares
Annual Management	1.15%
Yield**	2.48%

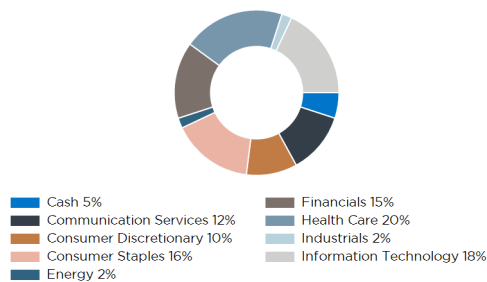
TOP 5 HOLDINGS

(Please note your portfolio might vary from this)

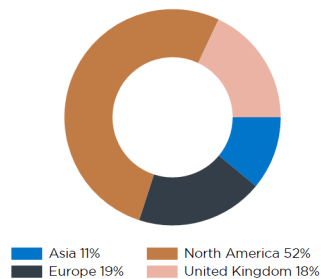
Alphabet Inc Cl C	4.37%
SAP SE	4.28%
Visa INC - Class A Shares	4.00%
Fiserv Inc	3.90%
Intuit Inc	3.88%

1.The net of fee calculation assumes a 1.25% annual management charge excluding VAT on the value of the actual portfolio.

EQUITY SECTOR EXPOSURE



GLOBAL ANALYSIS



PORTFOLIO ADVISERS COMMENTS

The Global Equity Income model outperformed the MSCI World Index during the month returning -1.98%, whilst the index returned -2.39%.

The best performing stock during the month was Akamai (+11.2%). The company has two primary businesses. The legacy business is the world's largest content delivery network (CDN). A CDN is a geographically distributed group of servers that store content close to end users. The network allows for quick transfer of assets needed for loading internet content, including videos. As the amount of data that traverses the internet grows, Akamai's network becomes more valuable. Their historic investment into their network means they are the most reliable partner for large enterprises that want their websites, videos, and games to reach customers in the most efficient manner. Akamai's second business is in cybersecurity and cloud.

This is faster growing and less capital intensive than their CDN business and, in their most recent results, made up 59% of revenues. Guidance was raised at these results, leading to strong share price performance. Other strong performers during the month were Philips (+8.3%) and Intuit (+5.9%). Philips responded well to the news that the Turin-based Agnelli family had acquired a 15% stake in the business, in the open market. Intuit reported strong full-year results. In terms of laggards, Electronic Arts (EA) (-11.9%) and Alibaba (-9.1%) underperformed. EA reported their Q1 results which provided guidance for Q2. This guidance was below expectations, but full-year guidance was maintained. Alibaba also reported results ahead of expectations, but a slew of poor Chinese news flow continues to affect share prices.

ABOUT THE PORTFOLIO ADVISERS

Pieter Fourie (CFA CA(SA)) Head of Global Equities

As Head of Global Equities, Pieter is the lead fund manager for the Sanlam Global High Quality Equity Fund, having joined the firm in mid-2012. His responsibilities include the design, management and implementation of our global equity client offering, including segregated mandates for high net worth individuals. Pieter oversees a team of five analysts focusing on global and UK equities across multiple industries. Current assets under management managed by the investment team in direct global and UK equity mandates is more than US\$2.1 billion.

William Ball (BSc (Hons), IMC) Senior Equity Analyst

William is a senior equity analyst and the deputy fund manager of the Sanlam Global High Quality Fund. In conjunction with the Head of Global Equities, William is also responsible for global equity research and managing the high net worth global equity mandates and the global equity offering. He has over 13 years of investment experience and a track record of investing in equities. Before joining Sanlam in 2009, William worked at Brown Shipley before moving to Merrill Lynch.

ABOUT SANLAM PRIVATE WEALTH

Sanlam Private Wealth is a holistic, integrated wealth management business that provides advice and manages assets for high net worth private individuals, cultural organisations, charitable institutions and similar entities with investable assets of more than R1 million.

MANDATORY DISCLOSURE

Participation in this portfolio is a medium to long-term investment. The value of this portfolio is subject to fluctuation and past performance is not necessarily a guide to its future performance. Calculations are based on a lump sum investment with gross income reinvested. Actual investment performance will differ based on the fees applicable, the actual investment date and the date of reinvestment of income. A schedule of fees and maximum commissions is available from the manager.

This factsheet provides information on a model portfolio that has been designed to reflect the global equity income portfolio service. Actual investment performance experienced by clients will reflect portfolio-specific decision made by the portfolio manager. In practice, the portfolio manager may take up to six months to be fully invested in this portfolio and potentially longer where this is appropriate. This gives the portfolio manager the opportunity to invest in the stocks at an attractive entry point.

Sanlam Private Wealth (Pty) Ltd, registration number 2000/023234/07, is a member of the Johannesburg Stock Exchange, a licensed Financial Services Provider (FSP 37473) and a Registered Credit Provider (NCRCP1867).

Please click [here](#) to read our Privacy Statement.