

Global equity income portfolio

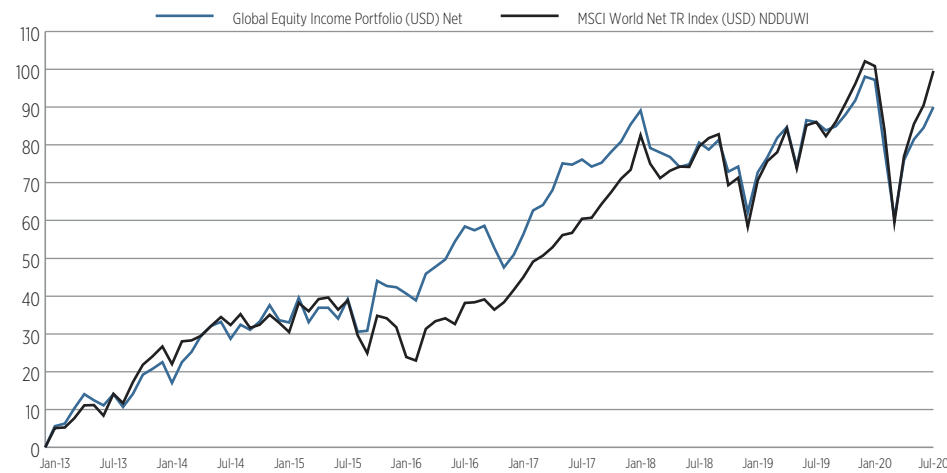
July 2020

OBJECTIVE The primary objective is to provide above-average total returns (capital plus income) over a medium to long-term investment horizon, by investing in ordinary shares listed globally. The management will typically not be trading orientated, holding concentrated equity positions reflecting the manager's best ideas globally and limited to 10% individual positions.

WHY CHOOSE THIS PORTFOLIO The portfolio is characteristically dominated by companies with a global footprint and an impressive track record of growing profits and dividends and well entrenched industry market positions. The portfolio will focus on companies with attractive dividend yields and healthy balance sheets. Companies should have a long history of growing dividends in the medium term due to robust business models and prudent management teams acting in the best interests of shareholders.

PERFORMANCE

INVESTMENT PERFORMANCE TO 31 July 2020									
Figures for YTD, 1; 3; 6; 12 months and since inception for periods >1 year in USD									
	YTD	1 mnth	3 mnths	6 mnths	1 year	3 years	5 years	Inception	ITD Annualised
Global Equity Income Portfolio (USD) Net	-4.0%	3.0%	8.0%	-3.7%	2.1%	7.9%	36.5%	90.0%	8.8%
MSCI World Net TR Index (USD) NDDUWI	-1.3%	4.8%	12.8%	-0.7%	7.2%	24.3%	43.7%	99.5%	9.5%



Sources: Bloomberg and SPW. Inception date: 1.1.2013
 Note: TR refers to Total Return, and the Global equity income portfolio performance is net of all costs.
 All performances are calculated using a time weighted approach.

COMMENTARY

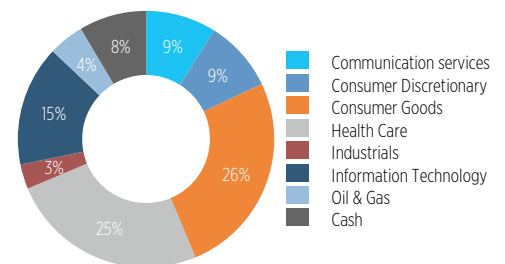
In July markets continued the positive momentum across most major geographies led by US large caps. The MSCI World ended the month up 4.8%. The MSCI North America was up 5.9% whilst the MSCI Europe excluding UK was up 4.6%. The MSCI UK All Cap was up 2%, the MSCI Japan was down -1.6% and the MSCI Asia excluding Japan increased by 2.6%. The MSCI Emerging Markets index was up 3.1%.

The Global Equity Income portfolio underperformed the MSCI World Index by -1.80% during July. The underweight allocation to Information Technology and overweight to Health Care were the largest detractors this month, this was offset by our overweight to Communication Services and Consumer Staples.

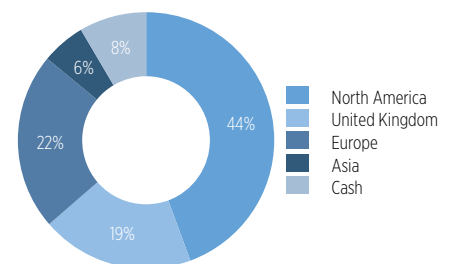
In terms of stock selection, Sage was the best performer in absolute terms rising by 14.9%. Other notable performers were Facebook (11.7%) and Unilever (11.1%). British American Tobacco (-12.4%) and Imperial Tobacco (-12.2%) were the major detractors.

In the month we bought Becton Dickinson.

SECTOR ANALYSIS



GLOBAL ANALYSIS



TOP 5 EQUITY POSITIONS

Microsoft Corp	4.4%
Booking Holdings Inc	4.3%
Bayer AG	4.0%
Oracle Corp	3.9%
Novartis AG	3.8%

ABOUT THE PORTFOLIO

Minimum investment:	US\$150,000 GBPE150,000 €150,000
Holdings:	Typically consisting of 25 direct shares
Portfolio management fee:	1.15%pa
SPW admin fee:	0.25%pa
Custody fees:	10bps on assets < €300,000 5bps on all assets > €300,000
Brokerage fees:	0.5% per trade
Yield:**	2.33%
Benchmark:	MSCI World Index Net TR USD
Risk rating:	Adventurous



PIETER FOURIE, CFA CA (SA)
Head of Global Equities

As Head of Global Equities, Pieter is the lead fund manager for the Sanlam Global High Quality Equity fund and the Clime International Equity fund having joined the firm in mid 2012. His responsibilities include the design, management and implementation of our global equity client offering including segregated mandates for high net worth individuals. Pieter oversees a team of five analysts focusing on global and UK equities across multiple industries. Current assets under management managed by the investment team in direct global and UK equity mandates is more than \$1.1bn.



WILLIAM BALL
Senior Equity Analyst

William is a senior equity analyst, who is the deputy fund manager of the Sanlam Global High Quality Fund and co-manager of the Clime International Equity Fund. Additionally, in conjunction with the Head of Global Equities, William is responsible for global equity research and managing the high net worth global equity mandates and the global equity offering. He has over 13 years of investment experience and a track record of investing in equities. Prior to joining Sanlam in 2009, William worked at Brown Shipley before moving to Merrill Lynch.

MANDATORY DISCLOSURE

Participation in this portfolio is a medium to long-term investment. The value of this portfolio is subject to fluctuation and past performance is not necessarily a guide to its future performance. Calculations are based on a lump sum investment with gross income reinvested. Actual investment performance will differ based on the fees applicable, the actual investment date and the date of reinvestment of income. A schedule of fees and maximum commissions is available from the manager.

This factsheet provides information on a model portfolio that has been designed to reflect the global equity income portfolio service. Actual investment performance experienced by clients will reflect portfolio specific decision made by the portfolio manager. In practice, the portfolio manager may take up to six months to be fully invested in this portfolio and potentially longer where this is appropriate to do so. This gives the portfolio manager the opportunity to invest in the stocks at an attractive entry point.

***The estimated yields are net of dividend credit. The yield figures are as at the last day of the month and may go down as well as up.*

CONTACT INFORMATION

Johannesburg (011) 778 6600	Pretoria (012) 470 0622	Durban (031) 560 3600	George (044) 805 5900
Knysna (044) 382 7727	Stellenbosch (021) 861 3700	Tyger Valley (021) 950 2300	Claremont (021) 672 1888
Derivatives Team (021) 950 2153	Offshore Team (021) 950 2034		

Corporate Office
 Market Manor,
 Farm 1,
 Vineyards Office Estate,
 Jip de Jager Dr,
 Welgemoed 7530

Private Bag X8, Tyger Valley, 7536
 Tel (021) 950 2770
 Fax (021) 950 2270
 www.privatewealth.sanlam.co.za

PRIVATE WEALTH

Email: enq@sanlam.co.uk | www.sanlam.co.uk | +44 (0) 20 7280 8700
 Sanlam Private Wealth is a trading name of **Sanlam Private Investments (UK) Ltd** which is authorised and regulated by the Financial Conduct Authority. Registered in England and Wales 2041819.
 Registered office: Monument Place, 24 Monument Street, London, EC3R 8AJ.

Sanlam Private Wealth
 A member of the JSE Reg No 2000/023234/07
 Licensed Financial Services Provider (FSP 37473) and
 Registered Credit Provider (NCRCP1867)

E enq@sanlam.co.uk
www.sanlam.co.uk